


Republic of the Philippines  
Department of Health  
PHILIPPINE CHILDREN'S MEDICAL CENTER  
Quezon Avenue, Quezon City


STATEMENT OF FINANCIAL PERFORMANCE  
For Two Months Period Ending February 28, 2025  
(With Comparative Figures for CY 2024)

	CY 2025 <u>FEBRUARY</u>	CY 2024 <u>FEBRUARY</u>
<b>REVENUE</b>		
Business Income		
Hospital Fees - In Patient	94,592,223.40	91,813,509.78
Hospital Fees - Out Patient	42,919,483.35	62,079,988.23
Total Hospital Fees	137,511,706.75	153,893,498.01
Less: Deduction from Hospital Fee		
Quantified Free Services	98,258,838.08	128,397,768.38
Discount and Allowances	1,457,877.97	1,143,109.88
Total Hospital Discounts and Free Services	99,716,716.05	129,540,878.26
Net Hospital Fees	37,794,990.70	24,352,619.75
Less: Cost of Sales - Pharmacy RF	31,033,420.72	35,156,311.05
Net Revenue from Hospital Fee	6,761,569.98	(10,803,691.30)
Other Business Income		
Rent/Lease Income	612,090.89	752,415.40
Interest Income	683,537.50	83.05
Fines and Penalties	10,013,594.95	1,197,295.84
Miscellaneous Income	1,405,465.52	1,705,262.81
Total	12,714,688.86	3,655,057.10
Shares, Donations and Grants		
Donations		
Donations in Kind	188,020,390.68	2,389,066.55
Grants		
Grants in Cash	87,593,260.44	24,942,573.99
Total	275,613,651.12	27,331,640.54
<b>TOTAL REVENUE</b>	295,089,909.96	20,183,006.34
<b>CURRENT OPERATING EXPENSES</b>		
Personnel Services	149,452,500.45	139,194,235.15
Maintenance and Other Operating Expenses	13,616,551.43	21,079,833.52
Financial Expenses	78,731.01	48,229.66
Direct Costs	36,391,989.42	30,081,628.31
<b>TOTAL CURRENT OPERATING EXPENSES</b>	199,539,772.31	190,403,926.64
<b>SURPLUS (DEFICIT) FROM CURRENT OPERATIONS</b>	95,550,137.65	(170,220,920.30)
<b>OTHER NON-OPERATING INCOME</b>		
Gains	-	-
Miscellaneous Income	23,151.60	84,142.00
<b>TOTAL NON- OPERATING INCOME</b>	23,151.60	84,142.00
<b>NET INCOME (DEFICIT) BEFORE SUBSIDY</b>	95,573,289.25	(170,136,778.30)
<b>ADD: SUBSIDY FROM NATIONAL GOVERNMENT</b>	232,870,000.00	227,598,000.00
<b>NET SURPLUS (DEFICIT) FOR THE PERIOD</b>	328,443,289.25	57,461,221.71


PREPARED BY:

  
ARLENE E. C. ZAFE, CPA  
Accountant III

CERTIFIED CORRECT BY:

  
LEA M. VILLALOBOS, CPA, DBA  
Chief Accountant

APPROVED BY:

  
MARIA EVA I. JOPSON, MD, MSChSM, MPM  
Officer-In-Charge, Executive Director

