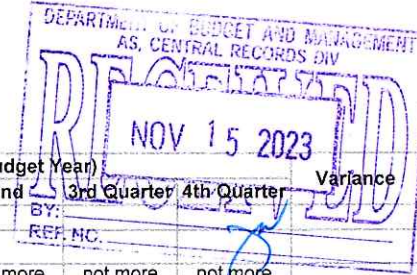


FY 2024 PHYSICAL PLAN

Department : Budgetary Support to Government Corporations
 Agency/Entity : g
 Operating Unit : < not applicable >
 Organization Code (UACS) : 35 027 0000000





File
(1/09/)


Particulars	UACS CODE	Current Year Accomplishments			Physical Target (Budget Year)				Variance	Remarks
		Actual	Estimate	Total	Total	1st Quarter	2nd	3rd Quarter		
HOSPITAL SERVICES PROGRAM	310100000000									
Outcome Indicator(s)										
1. Mortality rate		4.70%	not more than 5%	not more than 5%	not more than 5%	not more than 5%	not more than 5%	not more than 5%	not more than 5%	
2. Treatment success rate		94.98%	not less than 95%	not less than 95%	not less than 95%	not less than 95%	not less than 95%	not less than 95%	not less than 95%	
Output Indicator(s)										
1. Hospital acquired infection rate		3.61%	not more than 5%	not more than 5%	not more than 5%	not more than 5%	not more than 5%	not more than 5%	not more than 5%	
2. Triage response rate		100%	100%	100%	100%	100%	100%	100%	100%	
3. Percentage of indigents assisted to total patients serviced		80%	85%	75%	80%	20%	40%	60%	80%	This indicator is set as target annually.
TRAINING AND RESEARCH DEVELOPMENT	310200000000									
Outcome Indicator(s)										
1. Percentage of trainees who completed the program and passed certifying board exams		76%	78%	60%	62%	-	-	-	62%	This indicator is set as target annually.
2. Percentage of completed medical research presented and published		89%	90%	80%	82%	-	-	-	82%	This indicator is set as target annually.


Department : Budgetary Support to Government Corporations
 Agency/Entity : Philippine Children's Medical Center
 Operating Unit : < not applicable >
 Organization Code (UACS) : 35 027 0000000

Particulars	UACS CODE	Current Year Accomplishments			Physical Target (Budget Year)				Variance	Remarks
		Actual	Estimate	Total	Total	1st Quarter	2nd	3rd Quarter		
Output Indicator(s)										
1. Number of accredited training program sustained		43	43	43	43	-	-	-	43	This indicator is set as target annually.
2. Percentage of government professionals trained in affiliations and observership training program		68.27%	70%	55%	55%	-	-	-	55%	This indicator is set as target annually.
3. Percentage of research projects completed within proposed timeframe		-	-	100%	100%	-	-	-	100%	Target completion of research studies for CY 2024 is on the last

Certified Correct:

 ANTHONY EMMANUEL T. GARCIA, RN, MPM
 Head, Corporate Planning Division
 Date: November 15, 2023

Certified Correct:

 ODETH A. VILLEGAS, CPA
 Department Manager, Finance Services
 Date: November 15, 2023

Recommending Approval By:

 MARIA EVA I. JOPSON, MD, MPM
 Deputy Executive Director for Medical Services
 Date: November 15, 2023


Approved By:

 SONIA B. GONZALEZ, MD, MSChSM, MPM
 Executive Director
 Date: November 15, 2023


FY 2024 MONTHLY DISBURSEMENT PROGRAM


(In Thousand Pesos)


Department : Budgetary Support to Government Corporations
 Agency/Entity : Philippine Children's Medical Center
 Operating Unit : < not applicable >
 Organization Code (UACS) : 35 027 0000000

Particulars	UACS CODE	Total Programs	Tax Remittance Advice (TRA)	Net Program	Full Year Requirement																	Full Year Total
					QUARTER 1				QUARTER 2				QUARTER 3				QUARTER 4					
					January	February	March	Sub Total	April	May	June	Sub Total	July	August	September	Sub Total	October	November	December	Sub Total		
1	2	3	4	5	6	7	8	9=6+7+8	10	11	12	13=10+11+12	14	15	16	17=14+15+16	18	19	20	21=18+19+20	22	
I. NOTICE OF CASH ALLOCATION		1,565,315	0	1,565,315	113,799	117,499	117,941	349,239	119,225	174,334	128,307	421,866	115,225	147,513	128,782	391,520	116,640	152,246	133,804	402,690	1,565,315	
A. Fiscal Year's (FY) Budget		1,365,587	0	1,365,587	113,799	113,799	113,799	341,397	113,799	113,799	113,799	341,397	113,799	113,799	113,799	341,397	113,799	113,799	113,799	341,396	1,365,587	
New GAA		1,365,587	0	1,365,587	113,799	113,799	113,799	341,397	113,799	113,799	113,799	341,397	113,799	113,799	113,799	341,397	113,799	113,799	113,799	341,396	1,365,587	
FOR ISSUANCE OF GARO/SARO		1,365,587	0	1,365,587	113,799	113,799	113,799	341,397	113,799	113,799	113,799	341,397	113,799	113,799	113,799	341,397	113,799	113,799	113,799	341,396	1,365,587	
Subsidies	1 01 277	1,365,587	0	1,365,587	113,799	113,799	113,799	341,397	113,799	113,799	113,799	341,397	113,799	113,799	113,799	341,397	113,799	113,799	113,799	341,396	1,365,587	
MOOE		1,365,587	0	1,365,587	113,799	113,799	113,799	341,397	113,799	113,799	113,799	341,397	113,799	113,799	113,799	341,397	113,799	113,799	113,799	341,396	1,365,587	
B. Prior Year (PY) Obligation		199,728	0	199,728	0	3,700	4,142	7,842	5,426	60,535	14,508	80,469	1,426	33,714	14,983	50,123	2,841	38,447	20,006	61,294	199,728	
Prior Year Accounts Payable		127,468	0	127,468	0	3,700	4,142	7,842	5,426	60,535	14,508	80,469	0	30,873	4,142	35,015	0	4,142	0	4,142	127,468	
MOOE		127,468	0	127,468	0	3,700	4,142	7,842	5,426	60,535	14,508	80,469	0	30,873	4,142	35,015	0	4,142	0	4,142	127,468	
Not Yet Due and Demandable Obligations		72,260	0	72,260	0	0	0	0	0	0	0	0	1,426	2,841	10,841	15,108	2,841	34,305	20,006	57,152	72,260	
MOOE		72,260	0	72,260	0	0	0	0	0	0	0	0	1,426	2,841	10,841	15,108	2,841	34,305	20,006	57,152	72,260	
TOTAL PROGRAM, PY OBLIGATION		199,728	0	199,728	0	3,700	4,142	7,842	5,426	60,535	14,508	80,469	1,426	33,714	14,983	50,123	2,841	38,447	20,006	61,294	199,728	
MOOE		199,728	0	199,728	0	3,700	4,142	7,842	5,426	60,535	14,508	80,469	1,426	33,714	14,983	50,123	2,841	38,447	20,006	61,294	199,728	
TOTAL NCA PROGRAM		1,565,315	0	1,565,315	113,799	117,499	117,941	349,239	119,225	174,334	128,307	421,866	115,225	147,513	128,782	391,520	116,640	152,246	133,804	402,690	1,565,315	
MOOE		1,565,315	0	1,565,315	113,799	117,499	117,941	349,239	119,225	174,334	128,307	421,866	115,225	147,513	128,782	391,520	116,640	152,246	133,804	402,690	1,565,315	
V. TOTAL DISBURSEMENT PROGRAM		1,565,315	0	1,565,315	113,799	117,499	117,941	349,239	119,225	174,334	128,307	421,866	115,225	147,513	128,782	391,520	116,640	152,246	133,804	402,690	1,565,315	
MOOE		1,565,315	0	1,565,315	113,799	117,499	117,941	349,239	119,225	174,334	128,307	421,866	115,225	147,513	128,782	391,520	116,640	152,246	133,804	402,690	1,565,315	

Certified Correct:

 MARY ANN D. MAGAYAN
 Budget Officer IV
 Date: November 15, 2023 08:10 AM

Certified Correct:

 ODETH MILLESAS, CPA
 Department Manager, Finance Services
 Date: November 15, 2023 08:10 AM


Recommending Approval By:

 CECILIA O. GAN, MD, MNSA
 Deputy Executive Director for Hospital Support Services
 Date: November 15, 2023 08:10 AM


Approved By:

 SONIA B. GONZALEZ, MD, MSCHSM, MPM
 Executive Director
 Date:


FY 2024 MONTHLY DISBURSEMENT PROGRAM
(In Thousand Pesos)

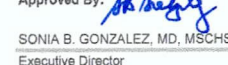
Department : Budgetary Support to Government Corporations
 Agency/Entity : Philippine Children's Medical Center
 Operating Unit : < not applicable >
 Organization Code (UACS) : 35 027 0000000

Particulars	UACS CODE	Total Programs	Tax Remittance Advice (TRA)	Net Program	Full Year Requirement																	
					QUARTER 1				QUARTER 2				QUARTER 3				QUARTER 4				Full Year	
					January	February	March	Sub Total	April	May	June	Sub Total	July	August	September	Sub Total	October	November	December	Sub Total	Total	
1	2	3	4	5	6	7	8	9=6+7+8	10	11	12	13=10+11+12	14	15	16	17=14+15+16	18	19	20	21=18+19+20	22	
I. NOTICE OF CASH ALLOCATION		1,565,315	0	1,565,315	113,799	117,499	117,941	349,239	119,225	174,334	128,307	421,866	115,225	147,513	128,782	391,520	116,640	152,246	133,804	402,690	1,565,315	
A. Fiscal Year's (FY) Budget		1,365,587	0	1,365,587	113,799	113,799	113,799	341,397	113,799	113,799	113,799	341,397	113,799	113,799	113,799	341,397	113,799	113,799	113,798	341,396	1,365,587	
New GAA		1,365,587	0	1,365,587	113,799	113,799	113,799	341,397	113,799	113,799	113,799	341,397	113,799	113,799	113,799	341,397	113,799	113,799	113,798	341,396	1,365,587	
FOR ISSUANCE OF GARO/SARO		1,365,587	0	1,365,587	113,799	113,799	113,799	341,397	113,799	113,799	113,799	341,397	113,799	113,799	113,799	341,397	113,799	113,799	113,798	341,396	1,365,587	
Subsidies	1 01 277	1,365,587	0	1,365,587	113,799	113,799	113,799	341,397	113,799	113,799	113,799	341,397	113,799	113,799	113,799	341,397	113,799	113,799	113,798	341,396	1,365,587	
MOOE		1,365,587	0	1,365,587	113,799	113,799	113,799	341,397	113,799	113,799	113,799	341,397	113,799	113,799	113,799	341,397	113,799	113,799	113,798	341,396	1,365,587	
B. Prior Year (PY) Obligation		199,728	0	199,728	0	3,700	4,142	7,842	5,426	60,535	14,508	80,469	1,426	33,714	14,983	50,123	2,841	38,447	20,006	61,294	199,728	
Prior Year Accounts Payable		127,468	0	127,468	0	3,700	4,142	7,842	5,426	60,535	14,508	80,469	0	30,873	4,142	35,015	0	4,142	0	4,142	127,468	
MOOE		127,468	0	127,468	0	3,700	4,142	7,842	5,426	60,535	14,508	80,469	0	30,873	4,142	35,015	0	4,142	0	4,142	127,468	
Not Yet Due and Demandable Obligations		72,260	0	72,260	0	0	0	0	0	0	0	0	1,426	2,841	10,841	15,108	2,841	34,305	20,006	57,152	72,260	
MOOE		72,260	0	72,260	0	0	0	0	0	0	0	0	1,426	2,841	10,841	15,108	2,841	34,305	20,006	57,152	72,260	
TOTAL PROGRAM, PY OBLIGATION		199,728	0	199,728	0	3,700	4,142	7,842	5,426	60,535	14,508	80,469	1,426	33,714	14,983	50,123	2,841	38,447	20,006	61,294	199,728	
MOOE		199,728	0	199,728	0	3,700	4,142	7,842	5,426	60,535	14,508	80,469	1,426	33,714	14,983	50,123	2,841	38,447	20,006	61,294	199,728	
TOTAL NCA PROGRAM		1,565,315	0	1,565,315	113,799	117,499	117,941	349,239	119,225	174,334	128,307	421,866	115,225	147,513	128,782	391,520	116,640	152,246	133,804	402,690	1,565,315	
MOOE		1,565,315	0	1,565,315	113,799	117,499	117,941	349,239	119,225	174,334	128,307	421,866	115,225	147,513	128,782	391,520	116,640	152,246	133,804	402,690	1,565,315	
V. TOTAL DISBURSEMENT PROGRAM		1,565,315	0	1,565,315	113,799	117,499	117,941	349,239	119,225	174,334	128,307	421,866	115,225	147,513	128,782	391,520	116,640	152,246	133,804	402,690	1,565,315	
MOOE		1,565,315	0	1,565,315	113,799	117,499	117,941	349,239	119,225	174,334	128,307	421,866	115,225	147,513	128,782	391,520	116,640	152,246	133,804	402,690	1,565,315	

Certified Correct:

 MARY ANN O. MACAYAN
 Budget Officer IV
 Date: November 15, 2023 08:10 AM

Certified Correct:

 ODEH A. VILLEGAS, CPA
 Department Manager, Finance Services
 Date: November 15, 2023 08:10 AM

Recommending Approval By:

 CECILIA O. GAL, MD, MNSA
 Deputy Executive Director for Hospital Support Services
 Date: November 15, 2023 08:10 AM


Approved By:

 SONIA B. GONZALEZ, MD, MSCHSM, MPM
 Executive Director
 Date:


FY 2024 MONTHLY DISBURSEMENT PROGRAM


(In Thousand Pesos)


Department : Budgetary Support to Government Corporations
 Agency/Entity : Philippine Children's Medical Center
 Operating Unit : < not applicable >
 Organization Code (UACS) : 35 027 0000000

Particulars	UACS CODE	Total Programs	Tax Remittance Advice (TRA)	Net Program	Full Year Requirement																
					QUARTER 1				QUARTER 2				QUARTER 3				QUARTER 4				Full Year
					January	February	March	Sub Total	April	May	June	Sub Total	July	August	September	Sub Total	October	November	December	Sub Total	Total
1	2	3	4	5	6	7	8	9=6+7+8	10	11	12	13=10+11+12	14	15	16	17=14+15+16	18	19	20	21=18+19+20	22
I. NOTICE OF CASH ALLOCATION		1,565,315	0	1,565,315	113,799	117,499	117,941	349,239	119,225	174,334	128,307	421,866	115,225	147,513	128,782	391,520	116,640	152,246	133,804	402,690	1,565,315
A. Fiscal Year's (FY) Budget		1,365,587	0	1,365,587	113,799	113,799	113,799	341,397	113,799	113,799	113,799	341,397	113,799	113,799	113,799	341,397	113,799	113,799	113,798	341,396	1,365,587
New GAA		1,365,587	0	1,365,587	113,799	113,799	113,799	341,397	113,799	113,799	113,799	341,397	113,799	113,799	113,799	341,397	113,799	113,799	113,798	341,396	1,365,587
FOR ISSUANCE OF GARO/SARO		1,365,587	0	1,365,587	113,799	113,799	113,799	341,397	113,799	113,799	113,799	341,397	113,799	113,799	113,799	341,397	113,799	113,799	113,798	341,396	1,365,587
Subsidies	1 01 277	1,365,587	0	1,365,587	113,799	113,799	113,799	341,397	113,799	113,799	113,799	341,397	113,799	113,799	113,799	341,397	113,799	113,799	113,798	341,396	1,365,587
MOOE		1,365,587	0	1,365,587	113,799	113,799	113,799	341,397	113,799	113,799	113,799	341,397	113,799	113,799	113,799	341,397	113,799	113,799	113,798	341,396	1,365,587
B. Prior Year (PY) Obligation		199,728	0	199,728	0	3,700	4,142	7,842	5,426	60,535	14,508	80,469	1,426	33,714	14,983	50,123	2,841	38,447	20,006	61,294	199,728
Prior Year Accounts Payable		127,468	0	127,468	0	3,700	4,142	7,842	5,426	60,535	14,508	80,469	0	30,873	4,142	35,015	0	4,142	0	4,142	127,468
MOOE		127,468	0	127,468	0	3,700	4,142	7,842	5,426	60,535	14,508	80,469	0	30,873	4,142	35,015	0	4,142	0	4,142	127,468
Not Yet Due and Demandable Obligations		72,260	0	72,260	0	0	0	0	0	0	0	0	1,426	2,841	10,841	15,108	2,841	34,305	20,006	57,152	72,260
MOOE		72,260	0	72,260	0	0	0	0	0	0	0	0	1,426	2,841	10,841	15,108	2,841	34,305	20,006	57,152	72,260
TOTAL PROGRAM, PY OBLIGATION		199,728	0	199,728	0	3,700	4,142	7,842	5,426	60,535	14,508	80,469	1,426	33,714	14,983	50,123	2,841	38,447	20,006	61,294	199,728
MOOE		199,728	0	199,728	0	3,700	4,142	7,842	5,426	60,535	14,508	80,469	1,426	33,714	14,983	50,123	2,841	38,447	20,006	61,294	199,728
TOTAL NCA PROGRAM		1,565,315	0	1,565,315	113,799	117,499	117,941	349,239	119,225	174,334	128,307	421,866	115,225	147,513	128,782	391,520	116,640	152,246	133,804	402,690	1,565,315
MOOE		1,565,315	0	1,565,315	113,799	117,499	117,941	349,239	119,225	174,334	128,307	421,866	115,225	147,513	128,782	391,520	116,640	152,246	133,804	402,690	1,565,315
V. TOTAL DISBURSEMENT PROGRAM		1,565,315	0	1,565,315	113,799	117,499	117,941	349,239	119,225	174,334	128,307	421,866	115,225	147,513	128,782	391,520	116,640	152,246	133,804	402,690	1,565,315
MOOE		1,565,315	0	1,565,315	113,799	117,499	117,941	349,239	119,225	174,334	128,307	421,866	115,225	147,513	128,782	391,520	116,640	152,246	133,804	402,690	1,565,315

Certified Correct:

 MARYANN O. BAYAN
 Budget Officer II
 Date: November 15, 2023 08:10 AM

Certified Correct:

 ODETH A. VELLEGAS, CPA
 Department Manager, Finance Services
 Date: November 15, 2023 08:10 AM

Recommending Approval By:

 CECILIA O. GAN, MD, MNSA
 Deputy Executive Director for Hospital Support Services
 Date: November 15, 2023 08:10 AM

Approved By:

 SONIA B. GONZALEZ, MD, MSCHSM, MPM
 Executive Director
 Date: