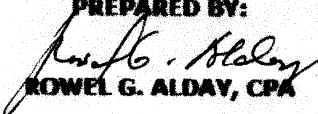




Republic of the Philippines
 Department of Health
PHILIPPINE CHILDREN'S MEDICAL CENTER
 Quezon Avenue, Quezon City

PHILIPPINE CHILDREN'S MEDICAL CENTER
CONSOLIDATED STATEMENT OF FINANCIAL POSITION
 As of December 31, 2018
 (With Comparative Figures for CY 2017)

<u>ASSETS</u>	CY 2018 DECEMBER	CY 2017 DECEMBER
CURRENT ASSETS		
Cash and Cash Equivalents	837,152,225.95	257,090,925.39
Receivables	475,291,701.15	577,135,803.52
Inventories	103,952,274.01	137,269,854.63
Other Current Asset	6,340,756.96	2,730,783.28
Total Current Assets	<u>1,422,736,958.07</u>	<u>974,227,366.82</u>
NON-CURRENT ASSETS		
Property, Plant and Equipment	2,359,409,934.95	2,157,464,442.43
Other Non-Current Asset	95,364,081.47	94,495,415.93
Total Non-Current Assets	<u>2,454,774,016.42</u>	<u>2,251,959,858.36</u>
TOTAL ASSETS	<u>3,877,510,974.49</u>	<u>3,226,187,225.18</u>
 <u>LIABILITIES</u>		
CURRENT LIABILITIES		
Financial Liabilities	731,885,589.23	671,155,237.87
Inter-Agency Payables	550,753,041.68	12,112,650.74
Intra-Agency Payables	56,494,485.70	195,609,207.31
Trust Liabilities	33,828,516.45	41,185,093.54
Other Liability Accounts	82,471,937.51	85,644,988.98
Total Current Liabilities	<u>1,455,433,570.57</u>	<u>1,005,707,178.44</u>
NON-CURRENT LIABILITIES		
Deferred Credits/Unearned Income	-	61,934,083.59
Total Non-Current Liabilities	-	<u>61,934,083.59</u>
TOTAL LIABILITIES	<u>1,455,433,570.57</u>	<u>1,067,641,262.03</u>
NET ASSETS (Total Assets less Total Liabilities)	<u>2,422,077,403.92</u>	<u>2,158,545,963.15</u>
NET ASSETS/EQUITY		
EQUITY		
Retained Earnings	2,422,077,403.92	2,158,545,963.15
TOTAL EQUITY	<u>2,422,077,403.92</u>	<u>2,158,545,963.15</u>
TOTAL NET ASSETS/EQUITY	<u>2,422,077,403.92</u>	<u>2,158,545,963.15</u>

PREPARED BY:

ROWEL G. ALDAY, CPA
 Accountant III, OIC Gen. Acctg.

CERTIFIED CORRECT BY:

JOSELITO B. ASIS, CPA, MHA
 DM III-Finance Services Department/Acctg
 Division

APPROVED BY:

JULIUS A. LECCIONES, MD, MHA, NPM, CESO III
 Executive Director