

Republic of the Philippines
Department of Health
PHILIPPINE CHILDREN'S MEDICAL CENTER
Quezon Avenue, Quezon City

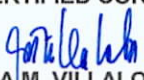
STATEMENT OF FINANCIAL POSITION
As of April 30, 2024
(With Comparative Figures for CY 2023)

	<u>CY 2024</u> <u>APRIL</u>	<u>CY 2023</u> <u>APRIL</u>
<u>ASSETS</u>		
CURRENT ASSETS		
Cash and Cash Equivalents	2,976,471,307.17	2,413,562,902.43
Trade and other receivables - net	258,418,314.37	310,486,156.42
Inventories	149,610,402.67	129,188,996.12
Other Current Asset	149,820,627.18	145,878,139.71
Total Current Assets	3,534,320,651.39	2,999,116,194.68
NON-CURRENT ASSETS		
Property, Plant and Equipment	3,288,577,620.59	2,984,919,968.39
Intangible Assets	3,462,489.26	3,462,489.26
Total Non-Current Assets	3,292,040,109.85	2,988,382,457.65
TOTAL ASSETS	6,826,360,761.24	5,987,498,652.33
<u>LIABILITIES</u>		
CURRENT LIABILITIES		
Financial Liabilities	371,047,185.13	455,865,063.65
Inter-Agency Payables	593,790,902.36	647,959,748.33
Trust Liabilities	87,532,350.35	117,103,439.79
Other Liability Accounts	200,709,781.92	172,356,032.17
Provisions - Leave Benefits Payable	10,459,135.23	-
Total Current Liabilities	1,263,539,354.99	1,393,284,283.94
NON-CURRENT LIABILITIES		
Other Unearned Revenue - Rental	366,963.04	-
Total Non-Current Liabilities	366,963.04	-
TOTAL LIABILITIES	1,263,906,318.03	1,393,284,283.94
NET ASSETS (Total Assets less Total Liabilities)	5,562,454,443.21	4,594,214,368.39
NET ASSETS/EQUITY		
<u>EQUITY</u>		
GOVERNMENT Equity		
Accumulated Surplus/(Deficit)	5,552,454,443.21	4,584,214,368.39
Government Equity	10,000,000.00	10,000,000.00
TOTAL EQUITY	5,562,454,443.21	4,594,214,368.39
TOTAL NET ASSETS/EQUITY	5,562,454,443.21	4,594,214,368.39

PREPARED BY:



LOURDES B. DELOS REYES, CPA
Accountant IV

CERTIFIED CORRECT BY:


LEA M. VILLALOBOS, CPA
Chief Accountant

APPROVED BY:


SONIA B. GONZALEZ, MD, MSChSM, MPM
Executive Director



Republic of the Philippines
Department of Health
PHILIPPINE CHILDREN'S MEDICAL CENTER
Quezon Avenue, Quezon City

STATEMENT OF FINANCIAL POSITION
As of March 31, 2024
(With Comparative Figures for CY 2023)

	<u>CY 2024</u> <u>MARCH</u>	<u>CY 2023</u> <u>MARCH</u>
<u>ASSETS</u>		
CURRENT ASSETS		
Cash and Cash Equivalents	2,665,317,355.36	2,274,739,230.34
Trade and other receivables - net	280,707,882.31	312,443,176.40
Inventories	152,455,382.48	141,573,702.55
Other Current Asset	162,103,054.58	147,852,098.72
Total Current Assets	3,260,583,674.73	2,876,608,208.01
NON-CURRENT ASSETS		
Property, Plant and Equipment	3,252,783,421.16	2,931,313,240.40
Intangible Assets	3,462,489.26	3,462,489.26
Total Non-Current Assets	3,256,245,910.42	2,934,775,729.66
TOTAL ASSETS	6,516,829,585.15	5,811,383,937.67
<u>LIABILITIES</u>		
CURRENT LIABILITIES		
Financial Liabilities	431,523,938.45	437,272,560.79
Inter-Agency Payables	314,786,532.11	663,787,992.98
Trust Liabilities	86,852,748.93	117,184,029.76
Provisions - Leave Benefits Payable	10,459,135.23	-
Other Liability Accounts	210,479,789.62	167,805,713.36
Total Current Liabilities	1,054,102,144.34	1,386,050,296.89
NON-CURRENT LIABILITIES		
Other Unearned Revenue - Rental	420,310.04	-
Total Non-Current Liabilities	420,310.04	-
TOTAL LIABILITIES	1,054,522,454.38	1,386,050,296.89
NET ASSETS (Total Assets less Total Liabilities)	5,462,307,130.77	4,425,333,640.78
NET ASSETS/EQUITY		
<u>EQUITY</u>		
GOVERNMENT Equity		
Accumulated Surplus/(Deficit)	5,452,307,130.77	4,415,333,640.78
Government Equity	10,000,000.00	10,000,000.00
TOTAL EQUITY	5,462,307,130.77	4,425,333,640.78
TOTAL NET ASSETS/EQUITY	5,462,307,130.77	4,425,333,640.78

PREPARED BY:



LOURDES B. DELOS REYES, CPA
Accountant IV

CERTIFIED CORRECT BY:


LEA M. VILLALOBOS, CPA
Chief Accountant

APPROVED BY:


SONIA B. GONZALEZ, MD, MSchSM, MPM
Executive Director



Republic of the Philippines
Department of Health
PHILIPPINE CHILDREN'S MEDICAL CENTER
Quezon Avenue, Quezon City

STATEMENT OF FINANCIAL POSITION
As of February 29, 2024
(With Comparative Figures for CY 2023)

	<u>CY 2024</u> <u>FEBRUARY</u>	<u>CY 2023</u> <u>FEBRUARY</u>
<u>ASSETS</u>		
CURRENT ASSETS		
Cash and Cash Equivalents	2,702,970,363.39	2,037,567,629.47
Trade and other receivables - net	296,523,738.55	330,794,831.02
Inventories	164,776,435.32	143,450,235.27
Other Current Asset	157,615,656.76	160,107,508.45
Total Current Assets	3,321,886,194.02	2,671,920,204.21
NON-CURRENT ASSETS		
Property, Plant and Equipment	3,246,025,730.28	2,908,206,056.57
Intangible Assets	3,462,489.26	3,462,489.26
Total Non-Current Assets	3,249,488,219.54	2,911,668,545.83
TOTAL ASSETS	6,571,374,413.56	5,583,588,750.04
<u>LIABILITIES</u>		
CURRENT LIABILITIES		
Financial Liabilities	520,849,473.65	478,663,233.50
Inter-Agency Payables	366,900,213.26	429,219,970.80
Intra-Agency Payables	-	-
Trust Liabilities	87,231,349.54	117,095,088.25
Other Liability Accounts	201,050,056.12	160,249,828.58
Total Current Liabilities	1,176,031,092.57	1,185,228,121.13
NON-CURRENT LIABILITIES		
Deferred Credits/Unearned Income	423,553.24	-
Total Non-Current Liabilities	423,553.24	-
TOTAL LIABILITIES	1,176,454,645.81	1,185,228,121.13
NET ASSETS (Total Assets less Total Liabilities)	5,394,919,767.75	4,398,360,628.91
NET ASSETS/EQUITY		
<u>EQUITY</u>		
GOVERNMENT Equity		
Accumulated Surplus/(Deficit)	5,384,919,767.75	4,388,360,628.91
Government Equity	10,000,000.00	10,000,000.00
TOTAL EQUITY	5,394,919,767.75	4,398,360,628.91
TOTAL NET ASSETS/EQUITY	5,394,919,767.75	4,398,360,628.91

PREPARED BY:


L. Reyes
LOURDES B. DELOS REYES, CPA
Accountant IV

CERTIFIED CORRECT BY:

L. Villalobos
LEA M. VILLALOBOS, CPA
Chief Accountant

APPROVED BY:

S. Gonzalez
SONIA B. GONZALEZ, MD, MSChSM, MPM
Executive Director



Republic of the Philippines
Department of Health
PHILIPPINE CHILDREN'S MEDICAL CENTER
Quezon Avenue, Quezon City

STATEMENT OF FINANCIAL POSITION
As of January 31, 2024
(With Comparative Figures for CY 2023)

	<u>CY 2024</u> <u>JANUARY</u>	<u>CY 2023</u> <u>JANUARY</u>
<u>ASSETS</u>		
CURRENT ASSETS		
Cash and Cash Equivalents	2,609,181,750.27	1,884,670,659.68
Trade and other receivables - net	292,291,643.92	346,496,727.58
Inventories	161,735,056.57	135,215,140.34
Other Current Asset	158,717,552.54	146,292,187.97
Total Current Assets	3,221,926,003.30	2,512,674,715.57
NON-CURRENT ASSETS		
Property, Plant and Equipment	3,216,680,255.22	2,902,851,726.72
Intangible Assets	3,462,489.26	3,462,489.26
Other Non-Current Asset		
Total Non-Current Assets	3,220,142,744.48	2,906,314,215.98
TOTAL ASSETS	6,442,068,747.78	5,418,988,931.55
<u>LIABILITIES</u>		
CURRENT LIABILITIES		
Financial Liabilities	524,680,062.93	485,412,377.66
Inter-Agency Payables	400,220,566.32	381,160,272.90
Intra-Agency Payables	-	-
Trust Liabilities	92,480,149.13	109,987,145.64
Other Liability Accounts	192,741,464.13	158,322,111.44
Total Current Liabilities	1,210,122,242.51	1,134,881,907.64
NON-CURRENT LIABILITIES		
Deferred Credits/Unearned Income	467,136.24	-
Total Non-Current Liabilities	467,136.24	-
TOTAL LIABILITIES	1,210,589,378.75	1,134,881,907.64
NET ASSETS (Total Assets less Total Liabilities)	5,231,479,369.03	4,284,107,023.91
NET ASSETS/EQUITY		
<u>EQUITY</u>		
GOVERNMENT Equity		
Accumulated Surplus/(Deficit)	5,221,479,369.03	4,274,107,023.91
Government Equity	10,000,000.00	10,000,000.00
TOTAL EQUITY	5,231,479,369.03	4,284,107,023.91
TOTAL NET ASSETS/EQUITY	5,231,479,369.03	4,284,107,023.91

PREPARED BY:


LOURDES B. DELOS REYES, CPA
Accountant IV

CERTIFIED CORRECT BY:


LEA M. VILLALOBOS, CPA
Chief Accountant

APPROVED BY:


SONIA B. GONZALEZ, MD, MSChSM, MPM
Executive Director

