

Republic of the Philippines
Department of Health
PHILIPPINE CHILDREN'S MEDICAL CENTER
Quezon Avenue, Quezon City

STATEMENT OF FINANCIAL PERFORMANCE
For Four Months Period Ending April 30, 2024
(With Comparative Figures for CY 2023)

	<u>CY 2024</u> <u>APRIL</u>	<u>CY 2023</u> <u>APRIL</u>
REVENUE		
Business Income		
Hospital Fees - In Patient	219,256,850.23	185,683,660.61
Hospital Fees - Out Patient	120,880,433.65	145,398,362.50
Total Hospital Fees	340,137,283.88	331,082,023.11
Less: Deduction from Hospital Fee		
<i>Quantified Free Services</i>	244,382,659.84	213,679,305.13
<i>Discount and Allowances</i>	2,762,802.51	2,564,579.04
Total Hospital Discounts and Free Services	247,145,462.35	216,243,884.17
Net Hospital Fees	92,991,821.53	114,838,138.94
Less: <i>Cost of Sales - Pharmacy RF</i>	72,168,193.92	71,217,089.13
Net Revenue from Hospital Fee	20,823,627.61	43,621,049.81
Other Business Income		
Rent/Lease Income	1,623,179.26	1,806,372.13
Interest Income	2,124,020.10	1,230,828.30
Fines and Penalties	4,517,065.46	1,210,623.94
Miscellaneous Income	3,619,134.02	3,206,191.25
Total	11,883,398.84	7,454,015.62
Shares, Donations and Grants		
Donations		
Donations in Kind	2,816,595.78	1,992,026.01
Grants		
Grants in Cash	111,504,997.03	32,113,214.86
Total	114,321,592.81	34,105,240.87
TOTAL REVENUE	147,028,619.26	85,180,306.30
CURRENT OPERATING EXPENSES		
Personnel Services	292,284,196.45	269,921,131.21
Maintenance and Other Operating Expenses	60,049,704.90	74,943,167.81
Financial Expenses	108,304.79	111,677.17
Direct Costs	66,147,637.66	62,610,757.49
TOTAL CURRENT OPERATING EXPENSES	418,589,843.80	407,586,733.68
SURPLUS (DEFICIT) FROM CURRENT OPERATIONS	(271,561,224.54)	(322,406,427.38)
OTHER NON-OPERATING INCOME		
Gains	-	17,501.52
Miscellaneous Income	128,427.11	238,857.81
TOTAL NON- OPERATING INCOME	128,427.11	256,359.33
NET INCOME (DEFICIT) BEFORE SUBSIDY	(271,432,797.43)	(322,150,068.05)
ADD: SUBSIDY FROM NATIONAL GOVERNMENT	521,300,352.00	555,429,085.00
NET SURPLUS (DEFICIT) FOR THE PERIOD	249,867,554.57	233,279,016.95

PREPARED BY:


LB
LOURDES B. DELOS REYES, CPA
Accountant IV

CERTIFIED CORRECT BY:

Lea M. Villalobos
LEA M. VILLALOBOS, CPA
Chief Accountant

APPROVED BY:

Sonia B. Gonzalez
SONIA B. GONZALEZ, MD, MSChSM, MPM
Executive Director



Republic of the Philippines
Department of Health
PHILIPPINE CHILDREN'S MEDICAL CENTER
Quezon Avenue, Quezon City

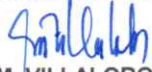
STATEMENT OF FINANCIAL PERFORMANCE
For Three Months Period Ending March 31, 2024
(With Comparative Figures for CY 2023)

	<u>CY 2024</u> <u>MARCH</u>	<u>CY 2023</u> <u>MARCH</u>
REVENUE		
Business Income		
Hospital Fees - In Patient	163,877,780.09	138,462,772.64
Hospital Fees - Out Patient	88,505,364.19	99,460,109.47
Total Hospital Fees	<u>252,383,144.28</u>	<u>237,922,882.11</u>
Less: Deduction from Hospital Fee		
Quantified Free Services	190,483,009.13	150,159,211.43
Discount and Allowances	1,969,310.38	2,000,530.89
Total Hospital Discounts and Free Services	<u>192,452,319.51</u>	<u>152,159,742.32</u>
Net Hospital Fees	<u>59,930,824.77</u>	<u>85,763,139.79</u>
Less: Cost of Sales - Pharmacy RF	52,366,436.87	53,993,714.40
Net Revenue from Hospital Fee	<u>7,564,387.90</u>	<u>31,769,425.39</u>
Other Business Income		
Rent/Lease Income	1,147,631.63	1,371,240.10
Interest Income	1,305,775.90	1,230,523.01
Fines and Penalties	4,120,539.76	922,148.76
Miscellaneous Income	2,652,936.26	2,780,246.23
Total	<u>9,226,883.55</u>	<u>6,304,158.10</u>
Shares, Donations and Grants		
Donations		
Donations in Kind	2,791,307.33	1,819,374.26
Grants		
Grants in Cash	71,833,269.39	29,672,814.34
Total	<u>74,624,576.72</u>	<u>31,492,188.60</u>
TOTAL REVENUE	<u>91,415,848.17</u>	<u>69,565,772.09</u>
CURRENT OPERATING EXPENSES		
Personnel Services	214,072,718.00	199,258,149.34
Maintenance and Other Operating Expenses	32,249,206.16	47,296,917.80
Financial Expenses	79,073.29	82,300.94
Direct Costs	50,402,029.61	48,727,594.28
TOTAL CURRENT OPERATING EXPENSES	<u>296,803,027.06</u>	<u>295,364,962.36</u>
SURPLUS (DEFICIT) FROM CURRENT OPERATIONS	<u>(205,387,178.89)</u>	<u>(225,799,190.27)</u>
OTHER NON-OPERATING INCOME		
Miscellaneous Income	102,857.50	213,598.81
TOTAL NON- OPERATING INCOME	<u>102,857.50</u>	<u>213,598.81</u>
NET INCOME (DEFICIT) BEFORE SUBSIDY	<u>(205,284,321.39)</u>	<u>(225,585,591.46)</u>
ADD: SUBSIDY FROM NATIONAL GOVERNMENT	<u>345,380,352.00</u>	<u>289,520,000.00</u>
NET SURPLUS (DEFICIT) FOR THE PERIOD	<u>140,096,030.61</u>	<u>63,934,408.54</u>

PREPARED BY:



LOURDES B. DELOS REYES, CPA
Accountant IV

CERTIFIED CORRECT BY:


LEA M. VILLALOBOS, CPA
Chief Accountant

APPROVED BY:


SONIA B. GONZALEZ, MD, MSChSM, MPM
Executive Director



Republic of the Philippines
Department of Health
PHILIPPINE CHILDREN'S MEDICAL CENTER
Quezon Avenue, Quezon City

STATEMENT OF FINANCIAL PERFORMANCE
For Two Months Period Ending February 29, 2024
(With Comparative Figures for CY 2023)

	<u>CY 2024</u> <u>FEBRUARY</u>	<u>CY 2023</u> <u>FEBRUARY</u>
REVENUE		
Business Income		
Hospital Fees - In Patient	91,813,509.78	86,534,320.00
Hospital Fees - Out Patient	62,079,988.23	67,545,768.01
Total Hospital Fees	153,893,498.01	154,080,088.01
Less: Deduction from Hospital Fee		
Quantified Free Services	128,397,768.38	102,038,992.08
Discount and Allowances	1,143,109.88	1,223,173.34
Total Hospital Discounts and Free Services	129,540,878.26	103,262,165.42
Net Hospital Fees	24,352,619.75	50,817,922.59
Less: Cost of Sales - Pharmacy RF	35,156,311.05	32,176,140.00
Net Revenue from Hospital Fee	(10,803,691.30)	18,641,782.59
Other Business Income		
Rent/Lease Income	752,415.40	1,004,546.68
Interest Income	83.05	87.23
Fines and Penalties	1,197,295.84	797,253.97
Miscellaneous Income	1,705,262.81	1,262,295.49
Total	3,655,057.10	3,064,183.37
Shares, Donations and Grants		
Donations		
Donations in Kind	2,389,066.55	1,537,022.81
Grants		
Grants in Cash	24,942,573.99	3,213,629.85
Total	27,331,640.54	4,750,652.66
TOTAL REVENUE	20,183,006.34	26,456,618.62
CURRENT OPERATING EXPENSES		
Personnel Services	139,194,235.15	125,702,854.09
Maintenance and Other Operating Expenses	21,079,833.52	26,357,235.33
Financial Expenses	48,229.66	53,070.79
Direct Costs	30,081,628.31	31,563,662.10
TOTAL CURRENT OPERATING EXPENSES	190,403,926.64	183,676,822.31
SURPLUS (DEFICIT) FROM CURRENT OPERATIONS	(170,220,920.30)	(157,220,203.69)
OTHER NON-OPERATING INCOME		
Miscellaneous Income	84,142.00	192,660.24
TOTAL NON- OPERATING INCOME	84,142.00	192,660.24
NET INCOME (DEFICIT) BEFORE SUBSIDY	(170,136,778.30)	(157,027,543.45)
ADD: SUBSIDY FROM NATIONAL GOVERNMENT	227,598,000.00	193,013,000.00
NET SURPLUS (DEFICIT) FOR THE PERIOD	57,461,221.71	35,985,456.55

PREPARED BY:


LDR
LOURDES B. DELOS REYES, CPA
Accountant IV

CERTIFIED CORRECT BY:

Lea M. Villalobos
LEA M. VILLALOBOS, CPA
Chief Accountant

APPROVED BY:

Sonia B. Gonzalez
SONIA B. GONZALEZ, MD, MSChSM, MPM
Executive Director




Republic of the Philippines
Department of Health
PHILIPPINE CHILDREN'S MEDICAL CENTER
Quezon Avenue, Quezon City

STATEMENT OF FINANCIAL PERFORMANCE
For One Month Period Ending January 31, 2024
(With Comparative Figures for CY 2023)

	<u>CY 2024</u> <u>JANUARY</u>	<u>CY 2023</u> <u>JANUARY</u>
REVENUE		
Business Income		
Hospital Fees - In Patient	32,890,513.77	32,700,326.00
Hospital Fees - Out Patient	30,246,040.31	35,759,435.58
Total Hospital Fees	63,136,554.08	68,459,761.58
Less: Deduction from Hospital Fee		
<i>Quantified Free Services</i>	69,602,892.43	50,445,819.38
<i>Discount and Allowances</i>	471,329.47	686,491.97
Total Hospital Discounts and Free Services	70,074,221.90	51,132,311.35
Net Hospital Fees	(6,937,667.82)	17,327,450.23
Less: Cost of Sales - Pharmacy RF	13,032,490.06	16,685,897.07
Net Revenue from Hospital Fee	(19,970,157.88)	641,553.16
Other Business Income		
Rent/Lease Income	385,310.87	639,536.10
Interest Income	83.05	87.23
Fines and Penalties	349,300.96	562,879.95
Miscellaneous Income	1,148,513.04	904,977.01
Total	1,883,207.92	2,107,480.29
Shares, Donations and Grants		
Donations		
Donations in Kind	1,719,455.62	950,201.12
Grants		
Grants in Cash	755,540.00	1,196,300.00
Total	2,474,995.62	2,146,501.12
TOTAL REVENUE	<u>(15,611,954.34)</u>	<u>4,895,534.57</u>
CURRENT OPERATING EXPENSES		
Personnel Services	64,640,923.58	59,026,838.58
Maintenance and Other Operating Expenses	9,004,778.38	10,547,415.46
Financial Expenses	20,547.37	34,541.94
Direct Costs	18,281,003.50	15,575,977.62
TOTAL CURRENT OPERATING EXPENSES	<u>91,947,252.83</u>	<u>85,184,773.60</u>
SURPLUS (DEFICIT) FROM CURRENT OPERATIONS	<u>(107,559,207.17)</u>	<u>(80,289,239.03)</u>
OTHER NON-OPERATING INCOME		
Miscellaneous Income	10,548.00	21,305.25
TOTAL NON- OPERATING INCOME	<u>10,548.00</u>	<u>21,305.25</u>
NET INCOME (DEFICIT) BEFORE SUBSIDY	<u>(107,548,659.17)</u>	<u>(80,267,933.78)</u>
NET SURPLUS (DEFICIT) FOR THE PERIOD	<u>(107,548,659.17)</u>	<u>(80,267,933.78)</u>

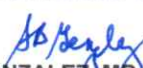
PREPARED BY:


LOURDES B. DELOS REYES, CPA
Accountant IV

CERTIFIED CORRECT BY:


LEA M. VILLALOBOS, CPA
Chief Accountant

APPROVED BY:


SONIA B. GONZALEZ, MD, MSChSM, MPM
Executive Director

