

MONTHLY REPORT OF DISBURSEMENTS
For the month of December 2023

Department : Budgetary Support to Government Corporations (BSGC)
 Agency/Entity : Philippine Children's Medical Center
 Operating Unit : < not applicable >
 Organization Code (UACS) : 35 027 000000
 Fund Cluster : 01 - Regular Agency Fund

Particulars	Current Year Budget					Prior Year's Budget											Trust Liabilities					Grand Total					Remarks			
	PS	MOOE	FinEx	CO	TOTAL	Prior Year's Accounts Payable					Current Year's Accounts Payable						SUB-TOTAL	Trust Liabilities				Grand Total								
						PS	MOOE	FinEx	CO	Sub-Total	PS	MOOE	FinEx	CO	Sub-Total	TOTAL		PS	MOOE	CO	TOTAL	PS	MOOE	FinEx	CO	TOTAL				
1	2	3	4	5	6=(2+3+4+5)	7	8	9	10	11=(7+8+9+10)	12	13	14	15	16=(12+13+14+15)	17=(11+16)	18=(8+17)	19	20	21	22=(19+20+21)	23	24	25	26	27=(23+24+25+26)	28			
CASH DISBURSEMENTS	0.00	258,931,812.15	0.00	0.00	258,931,812.15	0.00	0.00	0.00	0.00	0.00	0.00	40,147,877.15	0.00	0.00	40,147,877.15	40,147,877.15	299,079,689.30	0.00	0.00	0.00	0.00	0.00	0.00	299,079,689.30	0.00	0.00	0.00	299,079,689.30		
Notice of Cash Allocation (NCA)	0.00	258,931,812.15	0.00	0.00	258,931,812.15	0.00	0.00	0.00	0.00	0.00	0.00	40,147,877.15	0.00	0.00	40,147,877.15	40,147,877.15	299,079,689.30	0.00	0.00	0.00	0.00	0.00	0.00	0.00	0.00	0.00	0.00	299,079,689.30		
MDS Checks Issued	0.00	0.00	0.00	0.00	0.00	0.00	0.00	0.00	0.00	0.00	0.00	0.00	0.00	0.00	0.00	0.00	0.00	0.00	0.00	0.00	0.00	0.00	0.00	0.00	0.00	0.00	0.00	0.00	0.00	
Advice to Debt Account	0.00	258,931,812.15	0.00	0.00	258,931,812.15	0.00	0.00	0.00	0.00	0.00	0.00	40,147,877.15	0.00	0.00	40,147,877.15	40,147,877.15	299,079,689.30	0.00	0.00	0.00	0.00	0.00	0.00	0.00	0.00	0.00	0.00	0.00	299,079,689.30	
Notice of Transfer Allocations (NTA)	0.00	0.00	0.00	0.00	0.00	0.00	0.00	0.00	0.00	0.00	0.00	0.00	0.00	0.00	0.00	0.00	0.00	0.00	0.00	0.00	0.00	0.00	0.00	0.00	0.00	0.00	0.00	0.00	0.00	
MDS Checks Issued	0.00	0.00	0.00	0.00	0.00	0.00	0.00	0.00	0.00	0.00	0.00	0.00	0.00	0.00	0.00	0.00	0.00	0.00	0.00	0.00	0.00	0.00	0.00	0.00	0.00	0.00	0.00	0.00	0.00	
Advice to Debt Account	0.00	0.00	0.00	0.00	0.00	0.00	0.00	0.00	0.00	0.00	0.00	0.00	0.00	0.00	0.00	0.00	0.00	0.00	0.00	0.00	0.00	0.00	0.00	0.00	0.00	0.00	0.00	0.00	0.00	
Working Fund for FAPs	0.00	0.00	0.00	0.00	0.00	0.00	0.00	0.00	0.00	0.00	0.00	0.00	0.00	0.00	0.00	0.00	0.00	0.00	0.00	0.00	0.00	0.00	0.00	0.00	0.00	0.00	0.00	0.00	0.00	
Cash Disbursement Ceiling (CDC)	0.00	0.00	0.00	0.00	0.00	0.00	0.00	0.00	0.00	0.00	0.00	0.00	0.00	0.00	0.00	0.00	0.00	0.00	0.00	0.00	0.00	0.00	0.00	0.00	0.00	0.00	0.00	0.00	0.00	
TOTAL CASH DISBURSEMENTS	0.00	258,931,812.15	0.00	0.00	258,931,812.15	0.00	0.00	0.00	0.00	0.00	0.00	40,147,877.15	0.00	0.00	40,147,877.15	40,147,877.15	299,079,689.30	0.00	0.00	0.00	0.00	0.00	0.00	0.00	0.00	0.00	0.00	299,079,689.30		
NON-CASH DISBURSEMENTS	0.00	0.00	0.00	0.00	0.00	0.00	0.00	0.00	0.00	0.00	0.00	0.00	0.00	0.00	0.00	0.00	0.00	0.00	0.00	0.00	0.00	0.00	0.00	0.00	0.00	0.00	0.00	0.00	0.00	
Tax Remittance Advices Issued (TRA)	0.00	0.00	0.00	0.00	0.00	0.00	0.00	0.00	0.00	0.00	0.00	0.00	0.00	0.00	0.00	0.00	0.00	0.00	0.00	0.00	0.00	0.00	0.00	0.00	0.00	0.00	0.00	0.00	0.00	
Non-Cash Availment Authority (NCAA)	0.00	0.00	0.00	0.00	0.00	0.00	0.00	0.00	0.00	0.00	0.00	0.00	0.00	0.00	0.00	0.00	0.00	0.00	0.00	0.00	0.00	0.00	0.00	0.00	0.00	0.00	0.00	0.00	0.00	
Disbursements effected through outright deductions from claims (please specify...)	0.00	0.00	0.00	0.00	0.00	0.00	0.00	0.00	0.00	0.00	0.00	0.00	0.00	0.00	0.00	0.00	0.00	0.00	0.00	0.00	0.00	0.00	0.00	0.00	0.00	0.00	0.00	0.00	0.00	
Overpayment of expenses (e.g. personnel benefits)	0.00	0.00	0.00	0.00	0.00	0.00	0.00	0.00	0.00	0.00	0.00	0.00	0.00	0.00	0.00	0.00	0.00	0.00	0.00	0.00	0.00	0.00	0.00	0.00	0.00	0.00	0.00	0.00	0.00	
Restitution for loss of government property	0.00	0.00	0.00	0.00	0.00	0.00	0.00	0.00	0.00	0.00	0.00	0.00	0.00	0.00	0.00	0.00	0.00	0.00	0.00	0.00	0.00	0.00	0.00	0.00	0.00	0.00	0.00	0.00	0.00	
Liquidated damages and similar claims	0.00	0.00	0.00	0.00	0.00	0.00	0.00	0.00	0.00	0.00	0.00	0.00	0.00	0.00	0.00	0.00	0.00	0.00	0.00	0.00	0.00	0.00	0.00	0.00	0.00	0.00	0.00	0.00	0.00	
Others (e.g. TEF, BTI, Documentary Stamp Tax, etc.)	0.00	0.00	0.00	0.00	0.00	0.00	0.00	0.00	0.00	0.00	0.00	0.00	0.00	0.00	0.00	0.00	0.00	0.00	0.00	0.00	0.00	0.00	0.00	0.00	0.00	0.00	0.00	0.00	0.00	
TOTAL NON-CASH DISBURSEMENTS	0.00	0.00	0.00	0.00	0.00	0.00	0.00	0.00	0.00	0.00	0.00	0.00	0.00	0.00	0.00	0.00	0.00	0.00	0.00	0.00	0.00	0.00	0.00	0.00	0.00	0.00	0.00	0.00	0.00	
GRAND TOTAL	0.00	258,931,812.15	0.00	0.00	258,931,812.15	0.00	0.00	0.00	0.00	0.00	0.00	40,147,877.15	0.00	0.00	40,147,877.15	40,147,877.15	299,079,689.30	0.00	0.00	0.00	0.00	0.00	0.00	0.00	0.00	0.00	0.00	299,079,689.30		

Particulars	Previous Report (1)	This Month (2)	As at Date (4)
Total Disbursement Authorities Received	1,484,505,000.00	584,993,000.00	2,069,498,000.00
NCA	1,484,505,000.00	584,993,000.00	2,069,498,000.00
NTA	0.00	0.00	0.00
Working Fund	0.00	0.00	0.00
TRA	0.00	0.00	0.00
CDC	0.00	0.00	0.00
NCAA	0.00	0.00	0.00
Less: Notice of Transfer of Allocations (NTA)* Issued	0.00	0.00	0.00
Total Disbursement Authorities Available	1,484,505,000.00	584,993,000.00	2,069,498,000.00
Less:	0.00	0.00	0.00
Lapsed NCA	0.00	0.00	0.00
Disbursements	0.00	0.00	0.00
Less: Other Non-Cash Disbursements	0.00	0.00	0.00
Disbursements effected through outright deductions from claims	0.00	0.00	0.00
Overpayment of expenses (e.g. personnel benefits)	0.00	0.00	0.00
Restitution for loss of government property	0.00	0.00	0.00
Liquidated damages and similar claims	0.00	0.00	0.00
Others (e.g. TEF, BTI, Docs Stamp, etc.)	0.00	0.00	0.00
Add/less: Adjustments (e.g. cancelled/voided checks)	0.00	0.00	0.00
Balance of Disbursement Authorities as at date	1,484,505,000.00	584,993,000.00	2,069,498,000.00
Total Disbursements Program	2,046,612,688.47	625,141,677.15	2,671,754,365.62
Less: *Actual Disbursements	1,793,999,146.53	299,079,689.30	2,093,078,835.83
(Over)/Under spending	252,613,541.94	326,062,187.85	578,675,729.79

Notes: * The use of NTA is discouraged
 Notes: ** Amounts should tally with the grand total disbursement (column 27).

Certified Correct
 MARY ANNE GABRIL
 BUDGET OFFICER
 Date: January 10, 2024 11:52 PM

Recommended Approved
 CECILIA O. GAN, MD, MBA
 DEPUTY DIRECTOR FOR HOSPITAL SUPPORT SERVICES
 Date: January 10, 2024 11:52 PM

Approved By: *[Signature]*
 SONIA B. GONZALEZ, MD, MCHSM, MPM
 EXECUTIVE DIRECTOR
 Date:

**REPORT OF DISBURSEMENTS
FY 2023
(In thousand pesos)**

FAR No. 4

**Department of Health
Agency
Operating Unit
Organizational Code (UACS)
Funding Source Code (as clustered)**

**Department of Health
Philippine Children's Medical Center**

PARTICULARS	CURRENT YEAR 2023					PRIOR YEAR'S BUDGET											SUB-TOTAL	TRUST LIABILITIES				GRAND TOTAL					REMARKS		
	PS	MOOE	Fin. Exp	CO	TOTAL	PRIOR YEAR'S ACCOUNTS PAYABLE					CURRENT YEAR'S ACCOUNTS PAYABLE							PS	MOOE	CO	TOTAL	PS	MOOE	Fin. Exp	CO	TOTAL			
						PS	MOOE	Fin. Exp	CO	Sub-Total	PS	MOOE	Fin. Exp	CO	Sub-Total	TOTAL													
1	2	3	4	5	6=(2+3+4+5)	7	8	9	10	11=(7+8+9+10)	12	13	14	15	16=(12+13+14+15)	17=(11+16)	18=(6+17)	19	20	21	22=(19+20+21)	23	24	25	26	27=(23+24+25+26)	28		
Notice of Cash Allocation (NCA) MDS Checks Issued Advice to Debit Account Working Fund (NCA Issued to BTR) Tax Remittance Advices Issued (TRA) Cash Disbursement Ceiling (CDC) Non-Cash Availment Authority (NCAA) Others (CDT, BTR, Docs Stamp, etc.)		various 2,069,498,000		various -	2,069,498,000									603,589,366													2,673,087,366	2,673,087,366	
Total		2,069,498,000		-	2,069,498,000									603,589,366													2,673,087,366	-	2,673,087,366

SUMMARY	Previous Report	This month	As of Date		Previous Report	This month	As of Date	
Total Disbursement Authorities Received	November	December	December 31, 2023		November	December	December 31, 2023	
NCA	1,484,505,000	584,993,000	2,069,498,000		2,046,612,688	625,141,677	2,671,754,366	
Working Fund				Total Disbursement Program	1,793,999,147	299,079,489	2,093,078,636	603,589,366
TRA				Less: *Actual Disbursement	<u>252,613,542</u>	<u>326,062,188</u>	<u>578,675,730</u>	
CDC				(Over)/Under spending				
NCAA								
Others (CDT, BTR, Docs Stamp, etc.)								
Less: Notice of Transfer Allocation (NTA)*Issued								
Total Disbursement Authorities Received								
Less: Lapsed NCA Disbursement *								
Balance Disbursement Authorities as of date								

Prepared by:

MARY ANN GLOPELIA O. LAGAYAN
Budget Officer IV
Date: 10 January 2024

Certified Correct by:

ODEH A. VILLEGAS, CPA
Department Manager III, Finance Services Department
Date: 10 January 2024

Recommending Approval:

CECILIA O. GAN, MD, MNSA
Deputy Executive Director for Hospital Support Services
Date: 10 January 2024

Approved By:

SONIA B. GONZALEZ, MD, MSChSM, MPM
Executive Director
Date: 10 January 2024

Notes: The use of NTA is discouraged
*Amounts should tally

MONTHLY REPORT OF DISBURSEMENTS
For the month of November 2023

Department : Budgetary Support to Government Corporations (BSGC)
Agency/Entity : Philippine Children's Medical Center
Operating Unit : < not applicable >
Organization Code (UACS) : 35 027 000000
Fund Cluster : 01 - Regular Agency Fund

Main financial table with columns for Particulars, Current Year Budget (PS, MOOE, FinEx, CO, TOTAL), Prior Year's Budget (Prior Year's Accounts Payable, Current Year's Accounts Payable), Trust Liabilities (PS, MOOE, CO, TOTAL), Grand Total (PS, MOOE, FinEx, CO, TOTAL), and Remarks.

SUMMARY table with columns: Particulars, Previous Report (2), This Month (3), As at Date (4). Rows include Total Disbursement Authorities Received, NCA, NTA, Working Fund, TRA, CDC, NCA, Less: Notice of Transfer of Allocations (NTA)* Issued, Total Disbursement Authorities Available, Less: Lapsed NCA, Disbursements, Less: Other Non-Cash Disbursements, Disbursements effected through outright deductions from claims, Overpayment of expenses (p. personnel benefits), Restitution for loss of government property, Liquidated damages and similar claims, Others (e.g. TEF, BTI, Documentary Stamp, Tax, etc.), Add/Less: Adjustments (e.g. cancelled/walied checks), Balance of Disbursement Authorities as at date, Total Disbursements Program, Less: *Actual Disbursements, (Over)/Under spending.

Notes: * The use of NTA is discouraged
Notes: ** Amounts should tally with the grand total disbursement (column 27).

Certified Correct
MARY ANN C. BAYAN
BUDGET OFFICER
Date: December 10, 2023 07:18 AM

Recommended Approved:
CECILIA O. OÑA, MBA, MISA
DEPUTY DIRECTOR FOR HOSPITAL SUPPORT SERVICES
Date: December 10, 2023 07:18 PM

Approved By:
SONIA B. GONZALEZ, MD, MCHSEM, MPH
EXECUTIVE DIRECTOR
Date:

**REPORT OF DISBURSEMENTS
FY 2023
(In thousand pesos)**

FAR No. 4

Department Department of Health
Agency Philippine Children's Medical Center
Operating Unit
Organizational Code (UACS)
Funding Source Code (as clustered)

PARTICULARS	CURRENT YEAR 2023					PRIOR YEAR'S BUDGET											SUB-TOTAL	TRUST LIABILITIES				GRAND TOTAL					REMARKS	
	PS	MOOE	Fin. Exp	CO	TOTAL	PRIOR YEAR'S ACCOUNTS PAYABLE					CURRENT YEAR'S ACCOUNTS PAYABLE							PS	MOOE	CO	TOTAL	PS	MOOE	Fin. Exp	CO	TOTAL		
						PS	MOOE	Fin. Exp	CO	Sub-Total	PS	MOOE	Fin. Exp	CO	Sub-Total	TOTAL												
1	2	3	4	5	6=(2+3+4+5)	7	8	9	10	11=(7+8+9+10)	12	13	14	15	16=(12+13+14+15)	17=(11+16)	18=(6+17)	19	20	21	22=(19+20+21)	23	24	25	26	27=(23+24+25+26)	28	
Notice of Cash Allocation (NCA) MDS Checks Issued Advice to Debit Account Working Fund (NCA Issued to BTR) Tax Remittance Advices Issued (TRA) Cash Disbursement Ceiling (CDC) Non-Cash Availment Authority (NCAA) Others (CDT, BTR, Docs Stamp, etc.)		various		various																								
		1,483,171,000		-	1,483,171,000							563,441,688			563,441,688	563,441,688							2,046,612,688				2,046,612,688	
Total		1,483,171,000		-	1,483,171,000							563,441,688			563,441,688	563,441,688							2,046,612,688				2,046,612,688	

SUMMARY	Previous Report			This month			As of Date			Previous Report			This month			As of Date						
	Total Disbursement Authorities Received	October	1,348,365,000	November	134,806,000	November 30, 2023	1,483,171,000	Total Disbursement Program	October	1,826,979,474	November	219,633,215	November 30, 2023	2,046,612,688	Less: *Actual Disbursement	1,525,997,704	(48,368,228)	1,793,999,147	(Over)/Under spending	300,981,770	(48,368,228)	252,613,542
NCA																						
Working Fund																						
TRA																						
CDC																						
NCAA																						
Others (CDT, BTR, Docs Stamp, etc.)																						
Less: Notice of Transfer Allocation (NTA)*Issued																						
Total Disbursement Authorities Received																						
Less: Lapsed NCA Disbursement *																						
Balance Disbursement Authorities as of date																						

Prepared by:

MARY ANN STEFELIA O. LAGAYAN
Budget Officer I
Date: 10 December 2023

Certified Correct by:

ODEITH A. VILLEGAS, CPA
Department Manager III, Finance Services Department
Date: 10 December 2023

Recommending Approval:

CECILIA O. GAN, MD, MNSA
Deputy Executive Director for Hospital Support Services
Date: 10 December 2023

Approved By:

SONIA B. GONZALEZ, MD, MSChSM, MPM
Executive Director
Date: 10 December 2023

MONTHLY REPORT OF DISBURSEMENTS
For the month of October 2023

Department: Budgetary Support to Government Corporations
Agency/Entity: Philippine Children's Medical Center
Reporting Unit: < not applicable >
Organization Code (UACS): 35 027 000000
Fund Cluster: 01 - Regular Agency Fund

Main financial table with columns for Particulars, Current Year Budget, Prior Year's Budget, Current Year's Accounts Payable, Prior Year's Accounts Payable, Trust Liabilities, and Grand Total. Includes rows for various disbursement categories like CASH DISBURSEMENTS and NON-CASH DISBURSEMENTS.

SUMMARY table with columns: Particulars, Previous Report, This Month, As at Date. Lists summary items such as Disbursement Authorities Received, Notice of Transfer of Allocations (NTA) Issued, and Disbursement Authorities Available.

Certified Correct: [Signature]
MUNICIPAL ACCOUNTS SECTION
Date: November 9, 2023 10:51 AM

Recommended: [Signature]
CECILIA O. GARCIA, JR.
DEPUTY DIRECTOR FOR HOSPITAL SUPPORT SERVICES
Date: November 9, 2023 03:02 PM

Approved By: [Signature]
SONIA B. GONZALEZ, MD, MCEHSM, MPH
EXECUTIVE DIRECTOR
Date:

**REPORT OF DISBURSEMENTS
FY 2023
(In thousand pesos)**

FAR No. 4

Department of Health
Agency: Philippine Children's Medical Center
Operating Unit:
Organizational Code (UACS):
Funding Source Code (as clustered):

PARTICULARS	CURRENT YEAR 2023					PRIOR YEAR'S BUDGET											SUB-TOTAL	TRUST LIABILITIES				GRAND TOTAL					REMARKS	
	PS	MOOE	Fin. Exp	CO	TOTAL	PRIOR YEAR'S ACCOUNTS PAYABLE					CURRENT YEAR'S ACCOUNTS PAYABLE							PS	MOOE	CO	TOTAL	PS	MOOE	Fin. Exp	CO	TOTAL		
						PS	MOOE	Fin. Exp	CO	Sub-Total	PS	MOOE	Fin. Exp	CO	Sub-Total	TOTAL												
1	2	3	4	5	6=(2+3+4+5)	7	8	9	10	11=(7+8+9+10)	12	13	14	15	16=(12+13+14+15)	17=(11+16)	18=(6+17)	19	20	21	22=(19+20+21)	23	24	25	26	27=(23+24+25+26)	28	
Notice of Cash Allocation (NCA) MDS Checks Issued Advice to Debit Account Working Fund (NCA Issued to BTr) Tax Remittance Advices Issued (TRA) Cash Disbursement Ceiling (CDC) Non-Cash Availment Authority (NCAA) Others (CDT, BTr, Docs Stamp, etc.)		various		various								478,614,474			478,614,474	478,614,474							1,826,979,474				1,826,979,474	
Total		1,348,365,000			1,348,365,000							478,614,474			478,614,474	478,614,474							1,826,979,474				1,826,979,474	

SUMMARY	Previous Report September	This month October	As of Date October 31, 2023	Total Disbursement Program Less: *Actual Disbursement (Over)/Under spending	Previous Report September	This month October	As of Date October 31, 2023
Total Disbursement Authorities Received	1,213,559,000	134,806,000	1,348,365,000		1,689,051,904	137,927,570	1,826,979,474
NCA					1,429,431,932	96,565,772	1,525,997,704
Working Fund					259,619,972	41,361,798	300,981,770
TRA							
CDC							
NCAA							
Others (CDT, BTr, Docs Stamp, etc.)							
Less: Notice of Transfer Allocation (NTA)*Issued							
Total Disbursement Authorities Received							
Less: Lapsed NCA Disbursement *							
Balance Disbursement Authorities as of date							

Notes: The use of NTA is discouraged
*Amounts should tally

Prepared by:

MARY ANN OLOFELIA O. LAGAYAN
Budget Officer IV
Date: 10 November 2023

Certified Correct by:

ODETH A. VILLEGAS, CPA
Department Manager III, Finance Services Department
Date: 10 November 2023

Recommending Approval:

CECILIA O. GAN, MD, MNSA
Deputy Executive Director for Hospital Support Services
Date: 10 November 2023

Approved By:

SONIA B. GONZALEZ, MD, MSChSM, MPM
Executive Director
Date: 10 November 2023

MONTHLY REPORT OF DISBURSEMENTS
For the month of September 2023

Department : Budgetary Support to Government Corporations
Agency/Entity : Philippine Children's Medical Center
Operating Unit : < not applicable >
Organization Code (UACS) : 35 327 000000
Fund Cluster : 01 - Regular Agency Fund

Main table with columns: Particulars, Current Year Budget (PS, MOOE, FinEx, CO, TOTAL), Prior Year's Budget (PS, MOOE, FinEx, CO, Sub-Total, TOTAL), Current Year's Accounts Payable (PS, MOOE, FinEx, CO, Sub-Total, TOTAL), Trust Liabilities (PS, MOOE, CO, TOTAL), Grand Total (PS, MOOE, FinEx, CO, TOTAL), Remarks.

SUMMARY table with columns: Particulars, Previous Report, This Month, As at Date. Rows include Total Disbursement Authorities Received, Less: Notice of Transfer of Allocations (NTA) Issued, Total Disbursement Authorities Available, Less: Lapsed NCA, Disbursements, Less: Other Non-Cash Disbursements, Balance of Disbursement Authorities as of date, Total Disbursements Program, Less: Actual Disbursements, (Over)/Under spending.

Recommended Approval:
CECILIA O. DAVALOS, MD, MPH, MNSA
DEPUTY EXECUTIVE DIRECTOR FOR HOSPITAL SUPPORT SERVICES
Date: October 10, 2023 4:36 PM

Approved By: [Signature]
SONIA B. GONZALEZ, MD, MScHSM, MPH
EXECUTIVE DIRECTOR
Date:

**REPORT OF DISBURSEMENTS
FY 2023
(In thousand pesos)**


FAR No. 4


Department **Department of Health**
Agency **Philippine Children's Medical Center**
Operating Unit
Organizational Code (UACS)
Funding Source Code (as clustered)


PARTICULARS	CURRENT YEAR 2023					PRIOR YEAR'S BUDGET											SUB-TOTAL	TRUST LIABILITIES				GRAND TOTAL				REMARKS		
	PS	MOOE	Fin. Exp	CO	TOTAL	PRIOR YEAR'S ACCOUNTS PAYABLE					CURRENT YEAR'S ACCOUNTS PAYABLE							PS	MOOE	CD	TOTAL	PS	MOOE	Fin. Exp	CO		TOTAL	
						PS	MOOE	Fin. Exp	CO	Sub-Total	PS	MOOE	Fin. Exp	CO	Sub-Total	TOTAL												
1	2	3	4	5	6=(2+3+4+5)	7	8	9	10	11=(7+8+9+10)	12	13	14	15	16=(12+13+14+15)	17=(11+16)	18=(6+17)	19	20	21	22=(19+20+21)	23	24	25	26	27=(23+24+25+26)	28	
Notice of Cash Allocation (NCA) MDS Checks Issued Advice to Debit Account Working Fund (NCA Issued to BTr) Tax Remittance Advices Issued (TRA) Cash Disbursement Ceiling (CDC) Non-Cash Availment Authority (NCAA) Others (CDT, BTr, Docs Stamp, etc.)		various 1,213,559,000		various -	1,213,559,000							475,492,904			475,492,904	475,492,904							1,689,051,904				1,689,051,904	
Total		1,213,559,000		-	1,213,559,000							475,492,904			475,492,904	475,492,904							1,689,051,904				-	1,689,051,904


SUMMARY	Previous Report	This month	As of Date	Previous Report	This month	As of Date
Total Disbursement Authorities Received	August	September	September 30, 2023	August	September	September 30, 2023
NCA	1,078,652,000	134,907,000	1,213,559,000	1,538,322,538	150,729,366	1,689,051,904
Working Fund				1,296,667,006	132,764,926	1,429,431,932
TRA				241,655,532	17,964,440	259,619,972
CDC						
NCAA						
Others (CDT, BTr, Docs Stamp, etc.)						
Less: Notice of Transfer Allocation (NTA)*Issued						
Total Disbursement Authorities Received						
Less: Lapsed NCA						
Disbursement *						
Balance Disbursement Authorities as of date						

Notes: The use of NTA is discouraged
*Amounts should tally

Prepared by:

MARY ANN GLORIELIA O. LAGAYAN
Budget Officer IV
Date: 10 October 2023

Certified Correct by:

ODETH A. VALLEGAS, CPA
Department Manager III, Finance Services Department
Date: 10 October 2023

Recommending Approval:

CECILIA O. GAN, MD, MNSA
Deputy Executive Director for Hospital Support Services
Date: 10 October 2023

Approved By:

SONIA B. GONZALEZ, MD, MSCHSM, MPM
Executive Director
Date: 10 October 2023

MONTHLY REPORT OF DISBURSEMENTS
For the month of August 2023

Department : Budgetary Support to Government Corporations
 Agency/Entity : Philippine Children's Medical Center
 Operating Unit : < not applicable >
 Organization Code (JAACS) : 35 027 000000
 Fund Cluster : 01 - Regular Agency Fund

Particulars	Current Year Budget					Prior Year's Budget											Trust Liabilities					Grand Total					Remarks	
	PS	MOOE	FinEx	CO	TOTAL	Prior Year's Accounts Payable					Current Year's Accounts Payable						SUB-TOTAL	Trust Liabilities				Grand Total						
						PS	MOOE	FinEx	CO	Sub-Total	PS	MOOE	FinEx	CO	Sub-Total	TOTAL		PS	MOOE	CO	TOTAL	PS	MOOE	FinEx	CO	TOTAL		
1	2	3	4	5	6=(2+3+4+5)	7	8	9	10	11=(7+8+9+10)	12	13	14	15	16	17=(12+13+14+15)	18=(6+17)	19	20	21	22=(19+20+21)	23	24	25	26	27=(23+24+25+26)	28	
CASH DISBURSEMENTS	0.00	131,431,785.31	0.00	0.00	131,431,785.31	0.00	0.00	0.00	0.00	0.00	0.00	36,475,548.54	0.00	0.00	0.00	36,475,548.54	167,907,333.85	0.00	0.00	0.00	0.00	0.00	0.00	0.00	0.00	0.00	0.00	167,907,333.85
Notice of Cash Allocation (NCA)	0.00	131,431,785.31	0.00	0.00	131,431,785.31	0.00	0.00	0.00	0.00	0.00	0.00	36,475,548.54	0.00	0.00	0.00	36,475,548.54	167,907,333.85	0.00	0.00	0.00	0.00	0.00	0.00	0.00	0.00	0.00	0.00	167,907,333.85
MDS Checks Issued	0.00	0.00	0.00	0.00	0.00	0.00	0.00	0.00	0.00	0.00	0.00	0.00	0.00	0.00	0.00	0.00	0.00	0.00	0.00	0.00	0.00	0.00	0.00	0.00	0.00	0.00	0.00	0.00
Advice to Debit Account	0.00	131,431,785.31	0.00	0.00	131,431,785.31	0.00	0.00	0.00	0.00	0.00	0.00	36,475,548.54	0.00	0.00	0.00	36,475,548.54	167,907,333.85	0.00	0.00	0.00	0.00	0.00	0.00	0.00	0.00	0.00	0.00	167,907,333.85
Notice of Transfer Allocations (NTA)	0.00	0.00	0.00	0.00	0.00	0.00	0.00	0.00	0.00	0.00	0.00	0.00	0.00	0.00	0.00	0.00	0.00	0.00	0.00	0.00	0.00	0.00	0.00	0.00	0.00	0.00	0.00	0.00
MDS Checks Issued	0.00	0.00	0.00	0.00	0.00	0.00	0.00	0.00	0.00	0.00	0.00	0.00	0.00	0.00	0.00	0.00	0.00	0.00	0.00	0.00	0.00	0.00	0.00	0.00	0.00	0.00	0.00	0.00
Advice to Debit Account	0.00	0.00	0.00	0.00	0.00	0.00	0.00	0.00	0.00	0.00	0.00	0.00	0.00	0.00	0.00	0.00	0.00	0.00	0.00	0.00	0.00	0.00	0.00	0.00	0.00	0.00	0.00	0.00
Working Fund for FAPs	0.00	0.00	0.00	0.00	0.00	0.00	0.00	0.00	0.00	0.00	0.00	0.00	0.00	0.00	0.00	0.00	0.00	0.00	0.00	0.00	0.00	0.00	0.00	0.00	0.00	0.00	0.00	0.00
Cash Disbursement Ceiling (CDC)	0.00	0.00	0.00	0.00	0.00	0.00	0.00	0.00	0.00	0.00	0.00	0.00	0.00	0.00	0.00	0.00	0.00	0.00	0.00	0.00	0.00	0.00	0.00	0.00	0.00	0.00	0.00	0.00
TOTAL CASH DISBURSEMENTS	0.00	131,431,785.31	0.00	0.00	131,431,785.31	0.00	0.00	0.00	0.00	0.00	0.00	36,475,548.54	0.00	0.00	0.00	36,475,548.54	167,907,333.85	0.00	0.00	0.00	0.00	0.00	0.00	0.00	0.00	0.00	0.00	167,907,333.85
NON-CASH DISBURSEMENTS	0.00	0.00	0.00	0.00	0.00	0.00	0.00	0.00	0.00	0.00	0.00	0.00	0.00	0.00	0.00	0.00	0.00	0.00	0.00	0.00	0.00	0.00	0.00	0.00	0.00	0.00	0.00	0.00
Tax Remittance Advices Issued (TRA)	0.00	0.00	0.00	0.00	0.00	0.00	0.00	0.00	0.00	0.00	0.00	0.00	0.00	0.00	0.00	0.00	0.00	0.00	0.00	0.00	0.00	0.00	0.00	0.00	0.00	0.00	0.00	0.00
Non-Cash Availment Authority (NCAA)	0.00	0.00	0.00	0.00	0.00	0.00	0.00	0.00	0.00	0.00	0.00	0.00	0.00	0.00	0.00	0.00	0.00	0.00	0.00	0.00	0.00	0.00	0.00	0.00	0.00	0.00	0.00	0.00
Disbursements effected through outright deductions from claims (please specify...)	0.00	0.00	0.00	0.00	0.00	0.00	0.00	0.00	0.00	0.00	0.00	0.00	0.00	0.00	0.00	0.00	0.00	0.00	0.00	0.00	0.00	0.00	0.00	0.00	0.00	0.00	0.00	0.00
Overpayment of expenses (e.g. personnel benefits)	0.00	0.00	0.00	0.00	0.00	0.00	0.00	0.00	0.00	0.00	0.00	0.00	0.00	0.00	0.00	0.00	0.00	0.00	0.00	0.00	0.00	0.00	0.00	0.00	0.00	0.00	0.00	0.00
Restitution for loss of government property	0.00	0.00	0.00	0.00	0.00	0.00	0.00	0.00	0.00	0.00	0.00	0.00	0.00	0.00	0.00	0.00	0.00	0.00	0.00	0.00	0.00	0.00	0.00	0.00	0.00	0.00	0.00	0.00
Liquidated damages and similar claims	0.00	0.00	0.00	0.00	0.00	0.00	0.00	0.00	0.00	0.00	0.00	0.00	0.00	0.00	0.00	0.00	0.00	0.00	0.00	0.00	0.00	0.00	0.00	0.00	0.00	0.00	0.00	0.00
Others (TEF, BTR, Documentary Stamp Tax, etc.)	0.00	0.00	0.00	0.00	0.00	0.00	0.00	0.00	0.00	0.00	0.00	0.00	0.00	0.00	0.00	0.00	0.00	0.00	0.00	0.00	0.00	0.00	0.00	0.00	0.00	0.00	0.00	0.00
TOTAL NON-CASH DISBURSEMENTS	0.00	0.00	0.00	0.00	0.00	0.00	0.00	0.00	0.00	0.00	0.00	0.00	0.00	0.00	0.00	0.00	0.00	0.00	0.00	0.00	0.00	0.00	0.00	0.00	0.00	0.00	0.00	0.00
GRAND TOTAL	0.00	131,431,785.31	0.00	0.00	131,431,785.31	0.00	0.00	0.00	0.00	0.00	0.00	36,475,548.54	0.00	0.00	0.00	36,475,548.54	167,907,333.85	0.00	0.00	0.00	0.00	0.00	0.00	0.00	0.00	0.00	0.00	167,907,333.85

SUMMARY	Particulars (1)	Previous Report	This Month	As at Date
		(2)	(3)	(4)
Total Disbursement Authorities Received		945,160,000.00	134,806,000.00	1,079,966,000.00
NCA		945,160,000.00	134,806,000.00	1,079,966,000.00
NTA		0.00	0.00	0.00
Working Fund		0.00	0.00	0.00
TRA		0.00	0.00	0.00
CDC		0.00	0.00	0.00
NCAA		0.00	0.00	0.00
Less: Notice of Transfer of Allocations (NTA)* issued		0.00	0.00	0.00
Total Disbursement Authorities Available		945,160,000.00	134,806,000.00	1,079,966,000.00
Less:		0.00	0.00	0.00
Lapsed NCA		0.00	0.00	0.00
Disbursements		0.00	0.00	0.00
Less: Other Non-Cash Disbursements		0.00	0.00	0.00
Disbursements effected through outright deductions from claims		0.00	0.00	0.00
Overpayment of expenses (e.g. personnel benefits)		0.00	0.00	0.00
Restitution for loss of government property		0.00	0.00	0.00
Liquidated damages and similar claims		0.00	0.00	0.00
Others (e.g. TEF, BTR, Docs Stamp, etc.)		0.00	0.00	0.00
Others (e.g. TEF, BTR, Docs Stamp, etc.)		0.00	0.00	0.00
Add/Less: Adjustments (e.g. cancelled/dated checks)		945,160,000.00	134,806,000.00	1,079,966,000.00
Balance of Disbursement Authorities as at date		1,367,040,589.46	171,281,548.54	1,538,322,538.00
Total Disbursements Program		1,128,759,871.88	167,907,333.85	1,296,667,005.63
Less: *Actual Disbursements		238,261,317.48	3,374,214.69	241,635,532.17
(Over)/Under spending				

Notes: * The use of NTA is discouraged
 Notes: ** Amounts should tally with the grand total disbursement (column 27).

Certified Correct:

 MARY JANE MAGANA
 BUDGET OFFICER
 Date: September 8, 2023 9:45 AM

Recommending Approval:

 CECILIA O. GAL, MD, MNSA
 DEPUTY EXECUTIVE DIRECTOR FOR HOSPITAL SUPPORT SERVICES
 Date: September 8, 2023 9:47 AM

Approved By:

 SONIA B. GONZALEZ, MD, MCHS, MHPM
 EXECUTIVE DIRECTOR
 Date:

**REPORT OF DISBURSEMENTS
FY 2023
(In thousand pesos)**

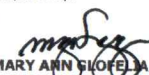
FAR No. 4


Department Department of Health
Agency Philippine Children's Medical Center
Operating Unit
Organizational Unit
Funding Source Code (as clustered)


PARTICULARS	CURRENT YEAR 2023					PRIOR YEAR'S ACCOUNTS PAYABLE					PRIOR YEAR'S BUDGET					SUB-TOTAL	TRUST LIABILITIES				GRAND TOTAL					REMARKS	
	PS	MOOE	Fin. Exp.	CO	TOTAL	PS	MOOE	Fin. Exp.	CO	Sub-Total	PS	MOOE	Fin. Exp.	CO	Sub-Total		TOTAL	PS	MOOE	CO	TOTAL	PS	MOOE	Fin. Exp.	CO		TOTAL
	2	3	4	5	6=(2+3+4+5)	7	8	9	10	11=(7+8+9+10)	12	13	14	15	16=(12+13+14+15)		17=(11+16)	18=(6+17)	19	20	21	22=(19+20+21)	23	24	25		26
Notice of Cash Allocation (NCA) MDS Checks Issued Advice to Debit Account Working Fund (NCA Issued to BTR) Tax Remittance Advices Issued (TRA) Cash Disbursement Ceiling (CDC) Non-Cash Availment Authority (NCAA) Others (CDT, BTR, Docs Stamp, etc.)	various	1,078,652,000		various	1,078,652,000							459,670,538			459,670,538	459,670,538							1,538,322,538			1,538,322,538	
Total	1,078,652,000				1,078,652,000							459,670,538			459,670,538	459,670,538							1,538,322,538			1,538,322,538	


SUMMARY	Previous Report	This month	As of Date	Previous Report	This month	As of Date
Total Disbursement Authorities Received	July	August	August 31, 2023	July	August	August 31, 2023
NCA	943,846,000	134,806,000	1,078,652,000	1,367,040,989	171,281,549	1,538,322,538
Working Fund				1,128,759,672	167,907,334	1,296,667,006
TRA				<u>238,281,317</u>	<u>3,374,215</u>	<u>241,655,532</u>
CDC						
NCAA						
Others (CDT, BTR, Docs Stamp, etc.)						
Less: Notice of Transfer Allocation (NTA)*Issued						
Total Disbursement Authorities Received						
Less: Lapsed NCA						
Disbursement *						
Balance Disbursement Authorities as of date						

Notes: The use of NTA is discouraged
*Amounts should tally

Prepared by:

MARY ANN SUFELJA O. LAGAYAN
Budget Officer IV
Date: 08 September 2023

Certified Correct by:

ODETH A. VILLEGAS, CPA
Department Manager III, Finance Services Department
Date: 08 September 2023

Recommending Approval:

CECILIA O. GAN, MD, MNSA
Deputy Executive Director for Hospital Support Services
Date: 08 September 2023

Approved By:

SONIA B. GONZALEZ, MD, MSChSM, MPM
Executive Director
Date: 08 September 2023

MONTHLY REPORT OF DISBURSEMENTS
For the month of June 2023

Department : Budgetary Support to Government Corporations
 Agency/Entity : Philippine Children's Medical Center
 Operating Unit : < not applicable >
 Organization Code (UACS) : 35 027 000000
 Fund Cluster : 01 - Regular Agency Fund

Particulars	Current Year Budget					Prior Year's Budget					Current Year's Accounts Payable					TOTAL	SUB-TOTAL	Trust Liabilities				Grand Total				Remarks			
	PS	MOOE	FinEx	CO	TOTAL	PS	MOOE	FinEx	CO	Sub-Total	PS	MOOE	FinEx	CO	Sub-Total			PS	MOOE	CO	TOTAL	PS	MOOE	FinEx	CO		TOTAL		
	2	3	4	5	6=(2+3+4+5)	7	8	9	10	11=(7+8+9+10)	12	13	14	15	16=(12+13+14+15)			17=(11+16)	18=(17+18)	19	20	21	22=(19+20+21)	23	24		25	26	27=(23+24+25+26)
CASH DISBURSEMENTS	0.00	101,226,941.96	0.00	0.00	101,226,941.96	0.00	0.00	0.00	0.00	0.00	0.00	48,940,120.28	0.00	0.00	48,940,120.28	48,940,120.28	150,167,062.24	0.00	0.00	0.00	0.00	0.00	150,167,062.24	0.00	0.00	0.00	150,167,062.24		
Notice of Cash Allocation (NCA)	0.00	101,226,941.96	0.00	0.00	101,226,941.96	0.00	0.00	0.00	0.00	0.00	0.00	48,940,120.28	0.00	0.00	48,940,120.28	48,940,120.28	150,167,062.24	0.00	0.00	0.00	0.00	0.00	150,167,062.24	0.00	0.00	0.00	150,167,062.24		
MDS Checks Issued	0.00	0.00	0.00	0.00	0.00	0.00	0.00	0.00	0.00	0.00	0.00	48,940,120.28	0.00	0.00	48,940,120.28	48,940,120.28	48,940,120.28	0.00	0.00	0.00	0.00	0.00	48,940,120.28	0.00	0.00	0.00	48,940,120.28		
Advice to Debit Account	0.00	101,226,941.96	0.00	0.00	101,226,941.96	0.00	0.00	0.00	0.00	0.00	0.00	0.00	0.00	0.00	0.00	101,226,941.96	0.00	0.00	0.00	0.00	0.00	0.00	0.00	0.00	0.00	0.00	101,226,941.96		
Notice of Transfer Allocations (NTA)	0.00	0.00	0.00	0.00	0.00	0.00	0.00	0.00	0.00	0.00	0.00	0.00	0.00	0.00	0.00	0.00	0.00	0.00	0.00	0.00	0.00	0.00	0.00	0.00	0.00	0.00	0.00		
MDS Checks Issued	0.00	0.00	0.00	0.00	0.00	0.00	0.00	0.00	0.00	0.00	0.00	0.00	0.00	0.00	0.00	0.00	0.00	0.00	0.00	0.00	0.00	0.00	0.00	0.00	0.00	0.00	0.00		
Advice to Debit Account	0.00	0.00	0.00	0.00	0.00	0.00	0.00	0.00	0.00	0.00	0.00	0.00	0.00	0.00	0.00	0.00	0.00	0.00	0.00	0.00	0.00	0.00	0.00	0.00	0.00	0.00	0.00		
Working Fund for FAPs	0.00	0.00	0.00	0.00	0.00	0.00	0.00	0.00	0.00	0.00	0.00	0.00	0.00	0.00	0.00	0.00	0.00	0.00	0.00	0.00	0.00	0.00	0.00	0.00	0.00	0.00	0.00		
Cash Disbursement Ceiling (CDC)	0.00	0.00	0.00	0.00	0.00	0.00	0.00	0.00	0.00	0.00	0.00	0.00	0.00	0.00	0.00	0.00	0.00	0.00	0.00	0.00	0.00	0.00	0.00	0.00	0.00	0.00	0.00		
TOTAL CASH DISBURSEMENTS	0.00	101,226,941.96	0.00	0.00	101,226,941.96	0.00	0.00	0.00	0.00	0.00	0.00	48,940,120.28	0.00	0.00	48,940,120.28	48,940,120.28	150,167,062.24	0.00	0.00	0.00	0.00	0.00	0.00	150,167,062.24	0.00	0.00	0.00	150,167,062.24	
NON-CASH DISBURSEMENTS	0.00	0.00	0.00	0.00	0.00	0.00	0.00	0.00	0.00	0.00	0.00	0.00	0.00	0.00	0.00	0.00	0.00	0.00	0.00	0.00	0.00	0.00	0.00	0.00	0.00	0.00	0.00		
Tax Remittance Advices Issued (TRA)	0.00	0.00	0.00	0.00	0.00	0.00	0.00	0.00	0.00	0.00	0.00	0.00	0.00	0.00	0.00	0.00	0.00	0.00	0.00	0.00	0.00	0.00	0.00	0.00	0.00	0.00	0.00		
Non-Cash Availment Authority (NCAA)	0.00	0.00	0.00	0.00	0.00	0.00	0.00	0.00	0.00	0.00	0.00	0.00	0.00	0.00	0.00	0.00	0.00	0.00	0.00	0.00	0.00	0.00	0.00	0.00	0.00	0.00	0.00		
Disbursements effected through outright deductions from claims (please specify...)	0.00	0.00	0.00	0.00	0.00	0.00	0.00	0.00	0.00	0.00	0.00	0.00	0.00	0.00	0.00	0.00	0.00	0.00	0.00	0.00	0.00	0.00	0.00	0.00	0.00	0.00	0.00		
Overpayment of expenses (e.g. personnel benefits)	0.00	0.00	0.00	0.00	0.00	0.00	0.00	0.00	0.00	0.00	0.00	0.00	0.00	0.00	0.00	0.00	0.00	0.00	0.00	0.00	0.00	0.00	0.00	0.00	0.00	0.00	0.00		
Reimbursement for loss of government property	0.00	0.00	0.00	0.00	0.00	0.00	0.00	0.00	0.00	0.00	0.00	0.00	0.00	0.00	0.00	0.00	0.00	0.00	0.00	0.00	0.00	0.00	0.00	0.00	0.00	0.00	0.00		
Liquidated damages and similar claims	0.00	0.00	0.00	0.00	0.00	0.00	0.00	0.00	0.00	0.00	0.00	0.00	0.00	0.00	0.00	0.00	0.00	0.00	0.00	0.00	0.00	0.00	0.00	0.00	0.00	0.00	0.00		
Others (TEF, BT, Documentary Stamp Tax, etc.)	0.00	0.00	0.00	0.00	0.00	0.00	0.00	0.00	0.00	0.00	0.00	0.00	0.00	0.00	0.00	0.00	0.00	0.00	0.00	0.00	0.00	0.00	0.00	0.00	0.00	0.00	0.00		
TOTAL NON-CASH DISBURSEMENTS	0.00	0.00	0.00	0.00	0.00	0.00	0.00	0.00	0.00	0.00	0.00	0.00	0.00	0.00	0.00	0.00	0.00	0.00	0.00	0.00	0.00	0.00	0.00	0.00	0.00	0.00	0.00		
GRAND TOTAL	0.00	101,226,941.96	0.00	0.00	101,226,941.96	0.00	0.00	0.00	0.00	0.00	0.00	48,940,120.28	0.00	0.00	48,940,120.28	48,940,120.28	150,167,062.24	0.00	0.00	0.00	0.00	0.00	0.00	150,167,062.24	0.00	0.00	0.00	150,167,062.24	

SUMMARY

Particulars (1)	Previous Report (2)	This Month (3)	As at Date (4)
Total Disbursement Authorities Received	635,733,000.00	174,641,000.00	810,374,000.00
NCA	635,733,000.00	174,641,000.00	810,374,000.00
NTA	0.00	0.00	0.00
Working Fund	0.00	0.00	0.00
TRA	0.00	0.00	0.00
CDC	0.00	0.00	0.00
NCAA	0.00	0.00	0.00
Less: Notice of Transfer of Allocations (NTA)* Issued	0.00	0.00	0.00
Total Disbursement Authorities Available	635,733,000.00	174,641,000.00	810,374,000.00
Less:			
Lapsed NCA	0.00	0.00	0.00
Disbursements	0.00	0.00	0.00
Less: Other Non-Cash Disbursements	0.00	0.00	0.00
Disbursements effected through outright deductions from claims	0.00	0.00	0.00
Overpayment of expenses (e.g. personnel benefits)	0.00	0.00	0.00
Reimbursement for loss of government property	0.00	0.00	0.00
Liquidated damages and similar claims	0.00	0.00	0.00
Others (e.g. TEF, BT, Docs Stamp, etc.)	0.00	0.00	0.00
Add/Less: Adjustments (e.g. uncrossed/cleared checks)	0.00	0.00	0.00
Balance of Disbursement Authorities as at date	635,733,000.00	174,641,000.00	810,374,000.00
Total Disbursements Program	590,847,700.77	223,581,120.28	1,204,428,821.05
Less: *Actual Disbursements	822,353,183.34	150,167,062.24	972,520,245.58
(Over)/Under spending	156,494,517.43	73,414,058.04	231,908,575.47

Notes: * The use of NTA is discouraged
 Notes: ** Amounts should tally with the grand total disbursement (column 27).

Certified Correct:

 MARY ANN P. BAYAN
 BUDGET OFFICER
 Date: July 10, 2023 05:31 PM

Recommended By:

 CECILIA O. GAN, MD, MNSA
 DEPUTY EXECUTIVE DIRECTOR, HOSPITAL SUPPORT SERVICES
 Date: July 10, 2023 05:50 PM

Approved By:

 SOHA B. GONZALEZ, MD, MScM, MPM
 EXECUTIVE DIRECTOR
 Date:



**REPORT OF DISBURSEMENTS
FY 2023
(In thousand pesos)**

FAR No. 4

Department Department of Health
Agency Philippine Children's Medical Center
Operating Unit
Organizational Code (UACS)
Funding Source Code (as clustered)

PARTICULARS	CURRENT YEAR 2023					PRIOR YEAR'S ACCOUNTS PAYABLE					PRIOR YEAR'S BUDGET					SUB-TOTAL	TRUST LIABILITIES				GRAND TOTAL				REMARKS				
	PS	MOOE	Fin. Exp	CO	TOTAL	PRIOR YEAR'S ACCOUNTS PAYABLE					CURRENT YEAR'S ACCOUNTS PAYABLE						PS	MOOE	CO	TOTAL	PS	MOOE	Fin. Exp	CO		TOTAL			
						PS	MOOE	Fin. Exp	CO	Sub-Total	PS	MOOE	Fin. Exp	CO	Sub-Total												TOTAL		
1	2	3	4	5	6=(2+3+4+5)	7	8	9	10	11=(7+8+9+10)	12	13	14	15	16=(12+13+14+15)	17=(11+16)	18=(6+17)	19	20	21	22=(19+20+21)	23	24	25	26	27=(23+24+25+26)	28		
Notice of Cash Allocation (NCA) MDS Checks Issued Advice to Debit Account Working Fund (NCA Issued to BTr) Tax Remittance Advices Issued (TRA) Cash Disbursement Ceiling (CDC) Non-Cash Availment Authority (NCAA) Others (CDT, BTr, Docs Stamp, etc.)		various		various																									
		809,040,000		-	809,040,000										395,388,821											1,204,428,821			
Total		809,040,000		-	809,040,000										395,388,821											1,204,428,821		-	1,204,428,821

SUMMARY	Previous Report		This month		As of Date		Total Disbursement Program Less: *Actual Disbursement (Over)/Under spending	Previous Report		This month		As of Date	
	May	June	May	June	June 30, 2023	June 30, 2023		May	June	May	June	June 30, 2023	June 30, 2023
Total Disbursement Authorities Received													
NCA	635,733,000		173,307,000		809,040,000		980,847,701		223,581,120		1,204,428,821		
Working Fund							822,353,183		150,167,062		972,520,246		
TRA							158,494,517		73,414,058		231,908,575		
CDC													
NCAA													
Others (CDT, BTr, Docs Stamp, etc.)													
Less: Notice of Transfer Allocation (NTA)*Issued													
Total Disbursement Authorities Received													
Less: Lapsed NCA													
Disbursement *													
Balance Disbursement Authorities as of date													

Notes: The use of NTA is discouraged
*Amounts should tally

Prepared by: MARY ANN G. LOPEZ, LAGAYAN Budget Officer IV Date: 10 July 2023	Certified Correct by: ODETH A. VILLEGAS, CPA Department Manager III, Finance Services Department Date: 10 July 2023	Recommending Approval: CECILIA G. GON, MD, MNSA Deputy Executive Director for Hospital Support Services Date: 10 July 2023	Approved By: SOMIA B. GONZALEZ, MD, MSCHSM, MPM Executive Director Date: 10 July 2023
--	---	--	---

MONTHLY REPORT OF DISBURSEMENTS
For the month of May 2023

Department : Budgetary Support to Government Corporations
Agency/Entity : Philippine Children's Medical Center
Operating Unit : < not applicable >
Organization Code (UACS) : 35 027 0000000
Fund Cluster : 01 - Regular Agency Fund

Main data table with columns: Particulars, Current Year Budget (PS, MOOE, FinEx, CD, TOTAL), Prior Year's Accounts Payable (PS, MOOE, FinEx, CD, Sub-Total), Current Year's Accounts Payable (PS, MOOE, FinEx, CD, Sub-Total), TOTAL, SUB-TOTAL, Trust Liabilities (PS, MOOE, CO, TOTAL), Grand Total (PS, MOOE, FinEx, CO, TOTAL), Remarks.

SUMMARY Table with columns: Particulars (1), Previous Report (2), This Month (3), As of Date (4). Rows include Total Disbursement Authorities Received, Less: Notice of Transfer of Allocations (NTA) issued, Total Disbursement Authorities Available, Less: Lapsed NCA, Disbursements, Less: Other Non-Cash Disbursements, Adjustments (e.g. cancelled/voided checks), Balance of Disbursement Authorities as at date, Total Disbursements Program, Less: Actual Disbursements, (Over)Under spending.



Recommending Approval: *[Signature]*
SOLICIA D. GARCIA-OROSCO
DEPUTY EXECUTIVE DIRECTOR, HOSPITAL SUPPORT SERVICES
Date: June 8, 2023 07:03 PM

Approved By: *[Signature]*
SONIA B. OCHIALEZ, MD, MSCHIB, MPM
EXECUTIVE DIRECTOR
Date:

**REPORT OF DISBURSEMENTS
FY 2023
(In thousand pesos)**


FAR No. 4


Department Department of Health
Agency Philippine Children's Medical Center
Operating Unit
Organizational Code (UACS)
Funding Source Code (as clustered)

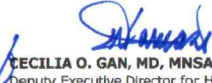
PARTICULARS	CURRENT YEAR 2023					PRIOR YEAR'S BUDGET											SUB-TOTAL	TRUST LIABILITIES				GRAND TOTAL					REMARKS
	PS	MOOE	Fin. Exp	CO	TOTAL	PRIOR YEAR'S ACCOUNTS PAYABLE					CURRENT YEAR'S ACCOUNTS PAYABLE							PS	MOOE	CO	TOTAL	PS	MOOE	Fin. Exp	CO	TOTAL	
						PS	MOOE	Fin. Exp	CO	Sub-Total	PS	MOOE	Fin. Exp	CO	Sub-Total	TOTAL											
1	2	3	4	5	6=(2+3+4+5)	7	8	9	10	11=(7+8+9+10)	12	13	14	15	16=(12+13+14+15)	17=(11+16)	18=(6+17)	19	20	21	22=(19+20+21)	23	24	25	26	27=(23+24+25+26)	28
Notice of Cash Allocation (NCA) MDS Checks Issued Advice to Debit Account Working Fund (NCA Issued to BTr) Tax Remittance Advices Issued (TRA) Cash Disbursement Ceiling (CDC) Non-Cash Availment Authority (NCAA) Others (CDT, BTr, Docs Stamp, etc.)	various	638,785,099		various	638,785,099					-		345,114,701			345,114,701	345,114,701							983,899,800			983,899,800	
Total	638,785,099			638,785,099								345,114,701			345,114,701	345,114,701							983,899,800			983,899,800	


SUMMARY	Previous Report	This month	As of Date	Previous Report	This month	As of Date
Total Disbursement Authorities Received	April	May	May 31, 2023	April	May	May 31, 2023
NCA	462,628,000	173,107,000	635,735,000	766,613,760	214,233,941	980,847,701
Working Fund				605,067,143	217,286,041	822,353,183
TRA				161,546,617	(3,052,099)	158,494,517
CDC						
NCAA						
Others (CDT, BTr, Docs Stamp, etc.)						
Less: Notice of Transfer Allocation (NTA)*Issued						
Total Disbursement Authorities Received						
Less: Lapsed NCA Disbursement *						
Balance Disbursement Authorities as of date						

Notes: The use of NTA is discouraged
*Amounts should tally

Prepared by:

MARY ANN LOFELIA O. LAGAYAN
Budget Officer IV
Date: 09 June 2023

Certified Correct by:

ODETH A. VILLEGAS, CPA
Department Manager III, Finance Services Department
Date: 09 June 2023

Recommending Approval:

CECILIA O. GAN, MD, MNSA
Deputy Executive Director for Hospital Support Services
Date: 09 June 2023

Approved By:

SONIA B. GONZALEZ, MD, MSChSM, MPM
Executive Director
Date: 09 June 2023

MONTHLY REPORT OF DISBURSEMENTS
For the month of April 2023

Department : Budgetary Support to Government Corporations
Agency/Entity : Philippine Children's Medical Center
Operating Unit : < not applicable >
Organization Code (UACS) : 35 027 000000
Fund Cluster : 01 Regular Agency Fund

Main table with columns: Particulars, Current Year Budget (PB, MOOE, FinEx, CO, TOTAL), Prior Year's Budget, Current Year's Accounts Payable (PB, MOOE, FinEx, CO, Sub-Total), TOTAL, SUB-TOTAL, Trust Liabilities (PB, MOOE, CO, TOTAL), Grand Total (PB, MOOE, FinEx, CO, TOTAL), Remarks.

SUMMARY table with columns: Particulars (1), Previous Report (2), This Month (3), As at Date (4). Rows include Total Disbursement Authorities Received, Less: Notice of Transfer of Allocations (NTA) issued, Total Disbursement Authorities Available, Less: Lapsed NCA, Disbursements, Less: Other Non-Cash Disbursements, Balance of Disbursement Authorities as at date.

Notes: * The use of NTA is discouraged
Notes: ** Amounts should tally with the grand total disbursement (column 27).

Certified Correct:
MARY ANN C. TAGAYAN
BUDGET OPERATIONS DIV
Date: 2023-05-10 18:47:26

Recommending Approval:
CECILIA O. GAN, MD, MNSA
DEPUTY EXECUTIVE DIRECTOR, HOSPITAL SUPPORT SERVICES
Date: 2023-05-10 18:47:34

Approved By:
SONIA B. GONZALEZ, MD, MSCISM, MPM
EXECUTIVE DIRECTOR
Date:

**REPORT OF DISBURSEMENTS
FY 2023
(In thousand pesos)**

FAR No. 4

Department of Health
Agency: Philippine Children's Medical Center
Operating Unit:
Organizational Code (UACS):
Funding Source Code (as clustered):

PARTICULARS	CURRENT YEAR 2023					PRIOR YEAR'S ACCOUNTS PAYABLE					PRIOR YEAR'S BUDGET					SUB-TOTAL	TRUST LIABILITIES				GRAND TOTAL					REMARKS	
	PS	MOOE	Fin. Exp	CO	TOTAL	PS	MOOE	Fin. Exp	CO	Sub-Total	PS	MOOE	Fin. Exp	CO	Sub-Total		TOTAL	PS	MOOE	CO	TOTAL	PS	MOOE	Fin. Exp	CO		TOTAL
Notice of Cash Allocation (NCA) MDS Checks Issued Advice to Debit Account Working Fund (NCA Issued to BTr) Tax Remittance Advices Issued (TRA) Cash Disbursement Ceiling (CDC) Non-Cash Availment Authority (NCAA) Others (CJT, BTr, Docs Stamp, etc.)	various	462,626,000		various	462,626,000										303,987,760	303,987,760										766,613,760	766,613,760
Total	462,626,000				462,626,000										303,987,760	303,987,760										766,613,760	766,613,760

SUMMARY	Previous Report	This month	As of Date	Previous Report	This month	As of Date
Total Disbursement Authorities Received	March	April	April 30, 2023	March	April	April 30, 2023
NCA	373,696,254	173,106,000	546,802,254	454,637,630	301,976,129	766,613,760
Working Fund				373,696,254	231,370,889	605,067,143
TRA				90,941,376	70,605,241	161,546,617
CDC						
NCAA						
Others (CJT, BTr, Docs Stamp, etc.)						
Less: Notice of Transfer Allocation (NTA)* Issued						
Total Disbursement Authorities Received						
Less: Lapsed NCA Disbursement**						
Balance Disbursement Authorities as of date						

Notes: The use of NTA is discouraged
*Amounts should tally

Prepared by:

MARY ANN G. CECILIA O. LAGAYAN
Budget Officer
Date: 10 May 2023

Certified Correct by:

ODETH A. VILLEGAS, CPA
Department Manager III, Finance Services Department
Date: 10 May 2023

Recommending Approval:

CECILIA O. GAN, MD, MNSA
Deputy Executive Director for Hospital Support Services
Date: 10 May 2023

Approved By:

SONIA B. GONZALEZ, MD, MSCHSM, MPM
Executive Director
Date: 10 May 2023

MONTHLY REPORT OF DISBURSEMENTS
For the month of March 2023

Department : Budgetary Support to Government Corporations
Agency/Entity : Philippine Children's Medical Center
Operating Unit : < not applicable >
Organization Code (IAACS) : 35 027 000000
Fund Cluster : 01 Regular Agency Fund

Particulars	Current Year Budget					Prior Year's Budget										Current Year's Accounts Payable					SUB-TOTAL	Total Liabilities					Grand Total	Remarks		
	PS	MOOE	FinEx	CO	TOTAL	Prior Year's Accounts Payable					Current Year's Accounts Payable					TOTAL	PS	MOOE	CO	TOTAL		PS	MOOE	FinEx	CO	TOTAL				
						PS	MOOE	FinEx	CO	Sub-Total	PS	MOOE	FinEx	CO	Sub-Total														PS	MOOE
1	2	3	4	5	6=(2+3+4+5)	7	8	9	10	11=(7+8+9+10)	12	13	14	15	16=(12+13+14+15)	17=(1+16)	18=(9+17)	19	20	21	22=(19+20+21)	23	24	25	26	27=(23+24+25+26)	28			
CASH DISBURSEMENTS	0.00	76,320,317.88	0.00	0.00	76,320,317.88	0.00	0.00	0.00	0.00	0.00	0.00	23,120,000.00	0.00	0.00	23,120,000.00	23,120,000.00	23,120,000.00	99,440,317.88	0.00	0.00	0.00	0.00	0.00	99,440,317.88	0.00	0.00	99,440,317.88			
Less: Cash Allocations (NCA)	0.00	76,320,317.88	0.00	0.00	76,320,317.88	0.00	0.00	0.00	0.00	0.00	0.00	23,120,000.00	0.00	0.00	23,120,000.00	23,120,000.00	23,120,000.00	99,440,317.88	0.00	0.00	0.00	0.00	0.00	99,440,317.88	0.00	0.00	99,440,317.88			
MIS Checks Issued	0.00	0.00	0.00	0.00	0.00	0.00	0.00	0.00	0.00	0.00	0.00	0.00	0.00	0.00	0.00	0.00	0.00	0.00	0.00	0.00	0.00	0.00	0.00	0.00	0.00	0.00	0.00	0.00		
Advance to Debt Account	0.00	76,320,317.88	0.00	0.00	76,320,317.88	0.00	0.00	0.00	0.00	0.00	0.00	23,120,000.00	0.00	0.00	23,120,000.00	23,120,000.00	23,120,000.00	99,440,317.88	0.00	0.00	0.00	0.00	0.00	99,440,317.88	0.00	0.00	99,440,317.88			
Less: of Transfer Allocations (NTA)	0.00	0.00	0.00	0.00	0.00	0.00	0.00	0.00	0.00	0.00	0.00	0.00	0.00	0.00	0.00	0.00	0.00	0.00	0.00	0.00	0.00	0.00	0.00	0.00	0.00	0.00	0.00	0.00		
MIS Checks Issued	0.00	0.00	0.00	0.00	0.00	0.00	0.00	0.00	0.00	0.00	0.00	0.00	0.00	0.00	0.00	0.00	0.00	0.00	0.00	0.00	0.00	0.00	0.00	0.00	0.00	0.00	0.00	0.00	0.00	
Advance to Debt Account	0.00	0.00	0.00	0.00	0.00	0.00	0.00	0.00	0.00	0.00	0.00	0.00	0.00	0.00	0.00	0.00	0.00	0.00	0.00	0.00	0.00	0.00	0.00	0.00	0.00	0.00	0.00	0.00	0.00	
Working Fund for FAH	0.00	0.00	0.00	0.00	0.00	0.00	0.00	0.00	0.00	0.00	0.00	0.00	0.00	0.00	0.00	0.00	0.00	0.00	0.00	0.00	0.00	0.00	0.00	0.00	0.00	0.00	0.00	0.00	0.00	
Cash Disbursement Ceiling (CDC)	0.00	0.00	0.00	0.00	0.00	0.00	0.00	0.00	0.00	0.00	0.00	0.00	0.00	0.00	0.00	0.00	0.00	0.00	0.00	0.00	0.00	0.00	0.00	0.00	0.00	0.00	0.00	0.00	0.00	
TOTAL CASH DISBURSEMENTS	0.00	76,320,317.88	0.00	0.00	76,320,317.88	0.00	0.00	0.00	0.00	0.00	0.00	23,120,000.00	0.00	0.00	23,120,000.00	23,120,000.00	23,120,000.00	99,440,317.88	0.00	0.00	0.00	0.00	0.00	99,440,317.88	0.00	0.00	99,440,317.88			
NON-CASH DISBURSEMENTS	0.00	0.00	0.00	0.00	0.00	0.00	0.00	0.00	0.00	0.00	0.00	0.00	0.00	0.00	0.00	0.00	0.00	0.00	0.00	0.00	0.00	0.00	0.00	0.00	0.00	0.00	0.00	0.00	0.00	
Tax Refund Advance Issued (TRA)	0.00	0.00	0.00	0.00	0.00	0.00	0.00	0.00	0.00	0.00	0.00	0.00	0.00	0.00	0.00	0.00	0.00	0.00	0.00	0.00	0.00	0.00	0.00	0.00	0.00	0.00	0.00	0.00	0.00	
Non-Cash Advance Authority (NCAA)	0.00	0.00	0.00	0.00	0.00	0.00	0.00	0.00	0.00	0.00	0.00	0.00	0.00	0.00	0.00	0.00	0.00	0.00	0.00	0.00	0.00	0.00	0.00	0.00	0.00	0.00	0.00	0.00	0.00	
Disbursements effected through voucher	0.00	0.00	0.00	0.00	0.00	0.00	0.00	0.00	0.00	0.00	0.00	0.00	0.00	0.00	0.00	0.00	0.00	0.00	0.00	0.00	0.00	0.00	0.00	0.00	0.00	0.00	0.00	0.00	0.00	
Disbursement for loss of government property	0.00	0.00	0.00	0.00	0.00	0.00	0.00	0.00	0.00	0.00	0.00	0.00	0.00	0.00	0.00	0.00	0.00	0.00	0.00	0.00	0.00	0.00	0.00	0.00	0.00	0.00	0.00	0.00	0.00	
Liability damages and similar claims	0.00	0.00	0.00	0.00	0.00	0.00	0.00	0.00	0.00	0.00	0.00	0.00	0.00	0.00	0.00	0.00	0.00	0.00	0.00	0.00	0.00	0.00	0.00	0.00	0.00	0.00	0.00	0.00	0.00	
Others (e.g. TEF, B71, Debt Service, etc.)	0.00	0.00	0.00	0.00	0.00	0.00	0.00	0.00	0.00	0.00	0.00	0.00	0.00	0.00	0.00	0.00	0.00	0.00	0.00	0.00	0.00	0.00	0.00	0.00	0.00	0.00	0.00	0.00	0.00	
TOTAL NON-CASH DISBURSEMENTS	0.00	0.00	0.00	0.00	0.00	0.00	0.00	0.00	0.00	0.00	0.00	0.00	0.00	0.00	0.00	0.00	0.00	0.00	0.00	0.00	0.00	0.00	0.00	0.00	0.00	0.00	0.00	0.00	0.00	
GRAND TOTAL	0.00	76,320,317.88	0.00	0.00	76,320,317.88	0.00	0.00	0.00	0.00	0.00	0.00	23,120,000.00	0.00	0.00	23,120,000.00	23,120,000.00	23,120,000.00	99,440,317.88	0.00	0.00	0.00	0.00	0.00	99,440,317.88	0.00	0.00	99,440,317.88			

SUMMARY	Particulars (1)	Previous Report (2)	This Month (3)	As of Date (4)
Total Disbursement Authorities Received		193,013,000.00	96,507,000.00	289,520,000.00
NCA		193,013,000.00	96,507,000.00	289,520,000.00
NTA		0.00	0.00	0.00
Working Fund		0.00	0.00	0.00
TRA		0.00	0.00	0.00
CDC		0.00	0.00	0.00
NCAA		0.00	0.00	0.00
Less: Inflow of Transfer of Allocations (NTA) issued		193,013,000.00	96,507,000.00	289,520,000.00
Total Disbursement Authorities Available		0.00	0.00	0.00
Less:		0.00	0.00	0.00
Lapsed NCA		0.00	0.00	0.00
Disbursements		0.00	0.00	0.00
Less: Other Non-Cash Disbursements		0.00	0.00	0.00
Disbursements effected through outright deductions from claims		0.00	0.00	0.00
On payment of expenses (e.g. personal benefits)		0.00	0.00	0.00
Reduction for loss of government property		0.00	0.00	0.00
Liability damages and similar claims		0.00	0.00	0.00
Others (e.g. TEF, B71, Debt Service, etc.)		0.00	0.00	0.00
Adjustment (e.g. cancelled/voided checks)		0.00	0.00	0.00
Balance of Disbursement Authorities as of date		193,013,000.00	96,507,000.00	289,520,000.00
Total Disbursements Program		346,010,830.21	119,827,000.00	465,837,830.21
Less: Actual Disbursements		274,255,936.25	99,440,177.88	373,696,114.13
(Over)/Under spending		71,754,893.96	20,386,822.12	92,141,716.08

Note: ** The use of NTA is discouraged

Notes: ** Amounts should tally with the grand total disbursement (column 27).

Certified Correct:

MARY ANN M. SISON
BUDGET OFFICER
Date: 2023-04-05 16:43:01

Recommending Approval:

DEGLIA O. GAN, M. SISON
DEPUTY EXECUTIVE DIRECTOR FOR HOSPITAL SUPPORT
Date: 2023-04-05 16:43:09

Approved By:

ROM B. GONZALEZ, M. SICHISM, MPM
EXECUTIVE DIRECTOR
Date:

**REPORT OF DISBURSEMENTS
FY 2023
(In thousand pesos)**

FAR No. 4

Department: Department of Health
Agency: Philippine Children's Medical Center
Operating Unit:
Organizational Code (UACS):
Funding Source Code (as clustered):

PARTICULARS	CURRENT YEAR 2023					PRIOR YEAR'S BUDGET											SUB-TOTAL 18=(6+17)	TRUST LIABILITIES				GRAND TOTAL				REMARKS	
	PS	MOOE	Fin. Exp	CO	TOTAL 6=(2+3+4+5)	PRIOR YEAR'S ACCOUNTS PAYABLE					CURRENT YEAR'S ACCOUNTS PAYABLE							PS	MOOE	CO	TOTAL 22=(19+20+21)	PS	MOOE	Fin. Exp	CO		TOTAL 27=(23+24+25+26)
						PS	MOOE	Fin. Exp	CO	Sub-Total 11=(7+8+9+10)	PS	MOOE	Fin. Exp	CO	Sub-Total 16=(12+13+14+15)	TOTAL 17=(11+16)											
1	2	3	4	5	6	7	8	9	10	11	12	13	14	15	16	17	18	19	20	21	22	23	24	25	26	27	28
Notice of Cash Allocation (NCA) MDS Checks Issued Advice to Debit Account Working Fund (NCA Issued to BTr) Tax Remittance Advices Issued (TRA) Cash Disbursement Ceiling (CDC) Non-Cash Availment Authority (NCAA) Others (CDT, BTr, Docs Stamp, etc.)		various		various																							
		289,520,000		-	289,520,000							175,117,630			175,117,630	175,117,630							464,637,630			464,637,630	
Total		289,520,000		-	289,520,000							175,117,630			175,117,630	175,117,630							464,637,630			464,637,630	

SUMMARY	Previous Report February	This month March	As of Date March 31, 2023		Previous Report February	This month March	As of Date March 31, 2023
Total Disbursement Authorities Received	274,255,936	99,440,318	373,696,254		345,010,630	119,627,000	464,637,630
NCA				Total Disbursement Program	274,255,936	99,440,318	373,696,254
Working Fund				Less: *Actual Disbursement	<u>70,754,694</u>	<u>20,186,682</u>	<u>90,941,376</u>
TRA				(Over)/Under spending			
CDC							
NCAA							
Others (CDT, BTr, Docs Stamp, etc.)							
Less: Notice of Transfer Allocation (NTA)*Issued							
Total Disbursement Authorities Received							
Less: Lapsed NCA							
Disbursement *							
Balance Disbursement Authorities as of date							

Notes: The use of NTA is discouraged.
*Amounts should tally

Prepared by: 
MARY ANN G. FELICIA O. LAGAYAN
Budget Officer
Date: 04 April 2023

Certified Correct by: 
ODEITH A. VILLEGAS, CPA
Department Manager III, Finance Services Department
Date: 04 April 2023

Recommendation Approval: 
CECILIA S. GAN, MD, MNSA
Deputy Executive Director for Hospital Support Services
Date: 04 April 2023

Approved By: 
SONJA B. GONZALEZ, MD, MScHSM, MPM
Executive Director
Date: 04 April 2023


MONTHLY REPORT OF DISBURSEMENTS
For the month of February 2023

Department : Budgetary Support to Government Corporations
 Agency/Entity : Philippine Children's Medical Center
 Operating Unit : < not applicable >
 Organization Code (UACS) : 35 027 0000000
 Fund Cluster : 01 Regular Agency Fund

Particulars	Current Year Budget					Prior Year's Budget					Current Year's Accounts Payable					SUB-TOTAL	Trust Liabilities				Grand Total					Remarks			
	PS	MOOE	FinEx	CO	TOTAL	PS	MOOE	FinEx	CO	Sub-Total	PS	MOOE	FinEx	CO	Sub-Total		TOTAL	PS	MOOE	CO	TOTAL	PS	MOOE	FinEx	CO		TOTAL		
	2	3	4	5	6=(2+3+4+5)	7	8	9	10	11=(7+8+9+10)	12	13	14	15	16=(12+13+14+15)		17=(11+16)	18=(6+17)	19	20	21	22=(19+20+21)	23	24	25		26	27=(23+24+25+26)	28
CASH DISBURSEMENTS	0.00	66,870,336.36	0.00	0.00	66,870,336.36	0.00	0.00	0.00	0.00	0.00	0.00	71,813,431.06	0.00	0.00	0.00	71,813,431.06	136,483,767.42	0.00	0.00	0.00	0.00	0.00	136,483,767.42	0.00	0.00	0.00	136,483,767.42		
Notice of Cash Allocation (NCA)	0.00	66,870,336.36	0.00	0.00	66,870,336.36	0.00	0.00	0.00	0.00	0.00	0.00	71,813,431.06	0.00	0.00	0.00	71,813,431.06	136,483,767.42	0.00	0.00	0.00	0.00	0.00	0.00	0.00	0.00	0.00	136,483,767.42		
MOE Checks Issued	0.00	0.00	0.00	0.00	0.00	0.00	0.00	0.00	0.00	0.00	0.00	0.00	0.00	0.00	0.00	0.00	0.00	0.00	0.00	0.00	0.00	0.00	0.00	0.00	0.00	0.00	0.00	0.00	
Advance to Debit Account	0.00	66,870,336.36	0.00	0.00	66,870,336.36	0.00	0.00	0.00	0.00	0.00	0.00	71,813,431.06	0.00	0.00	0.00	71,813,431.06	136,483,767.42	0.00	0.00	0.00	0.00	0.00	0.00	0.00	0.00	0.00	0.00	136,483,767.42	
Notice of Transfer Allocations (NTA)	0.00	0.00	0.00	0.00	0.00	0.00	0.00	0.00	0.00	0.00	0.00	0.00	0.00	0.00	0.00	0.00	0.00	0.00	0.00	0.00	0.00	0.00	0.00	0.00	0.00	0.00	0.00	0.00	
MOE Checks Issued	0.00	0.00	0.00	0.00	0.00	0.00	0.00	0.00	0.00	0.00	0.00	0.00	0.00	0.00	0.00	0.00	0.00	0.00	0.00	0.00	0.00	0.00	0.00	0.00	0.00	0.00	0.00	0.00	
Advance to Debit Account	0.00	0.00	0.00	0.00	0.00	0.00	0.00	0.00	0.00	0.00	0.00	0.00	0.00	0.00	0.00	0.00	0.00	0.00	0.00	0.00	0.00	0.00	0.00	0.00	0.00	0.00	0.00	0.00	
Working Fund for FAPs	0.00	0.00	0.00	0.00	0.00	0.00	0.00	0.00	0.00	0.00	0.00	0.00	0.00	0.00	0.00	0.00	0.00	0.00	0.00	0.00	0.00	0.00	0.00	0.00	0.00	0.00	0.00	0.00	
Cash Disbursement Ceiling (CDC)	0.00	0.00	0.00	0.00	0.00	0.00	0.00	0.00	0.00	0.00	0.00	0.00	0.00	0.00	0.00	0.00	0.00	0.00	0.00	0.00	0.00	0.00	0.00	0.00	0.00	0.00	0.00	0.00	
TOTAL CASH DISBURSEMENTS	0.00	66,870,336.36	0.00	0.00	66,870,336.36	0.00	0.00	0.00	0.00	0.00	0.00	71,813,431.06	0.00	0.00	0.00	71,813,431.06	136,483,767.42	0.00	0.00	0.00	0.00	0.00	0.00	0.00	0.00	0.00	0.00	136,483,767.42	
NON-CASH DISBURSEMENTS	0.00	0.00	0.00	0.00	0.00	0.00	0.00	0.00	0.00	0.00	0.00	0.00	0.00	0.00	0.00	0.00	0.00	0.00	0.00	0.00	0.00	0.00	0.00	0.00	0.00	0.00	0.00	0.00	
Tax Remittance Advance Issued (TRA)	0.00	0.00	0.00	0.00	0.00	0.00	0.00	0.00	0.00	0.00	0.00	0.00	0.00	0.00	0.00	0.00	0.00	0.00	0.00	0.00	0.00	0.00	0.00	0.00	0.00	0.00	0.00	0.00	
Non-Cash Availment Authority (NCAA)	0.00	0.00	0.00	0.00	0.00	0.00	0.00	0.00	0.00	0.00	0.00	0.00	0.00	0.00	0.00	0.00	0.00	0.00	0.00	0.00	0.00	0.00	0.00	0.00	0.00	0.00	0.00	0.00	
Disbursements effected through outright deductions from claims (except agency - 1)	0.00	0.00	0.00	0.00	0.00	0.00	0.00	0.00	0.00	0.00	0.00	0.00	0.00	0.00	0.00	0.00	0.00	0.00	0.00	0.00	0.00	0.00	0.00	0.00	0.00	0.00	0.00	0.00	
Overpayment of expenses (e.g. personnel benefits)	0.00	0.00	0.00	0.00	0.00	0.00	0.00	0.00	0.00	0.00	0.00	0.00	0.00	0.00	0.00	0.00	0.00	0.00	0.00	0.00	0.00	0.00	0.00	0.00	0.00	0.00	0.00	0.00	
Restitution for loss of government property	0.00	0.00	0.00	0.00	0.00	0.00	0.00	0.00	0.00	0.00	0.00	0.00	0.00	0.00	0.00	0.00	0.00	0.00	0.00	0.00	0.00	0.00	0.00	0.00	0.00	0.00	0.00	0.00	
Liquidated damages and similar claims	0.00	0.00	0.00	0.00	0.00	0.00	0.00	0.00	0.00	0.00	0.00	0.00	0.00	0.00	0.00	0.00	0.00	0.00	0.00	0.00	0.00	0.00	0.00	0.00	0.00	0.00	0.00	0.00	
Others (e.g. TEF, BTI, Docs Stamp, etc.)	0.00	0.00	0.00	0.00	0.00	0.00	0.00	0.00	0.00	0.00	0.00	0.00	0.00	0.00	0.00	0.00	0.00	0.00	0.00	0.00	0.00	0.00	0.00	0.00	0.00	0.00	0.00	0.00	
TOTAL NON-CASH DISBURSEMENTS	0.00	0.00	0.00	0.00	0.00	0.00	0.00	0.00	0.00	0.00	0.00	0.00	0.00	0.00	0.00	0.00	0.00	0.00	0.00	0.00	0.00	0.00	0.00	0.00	0.00	0.00	0.00	0.00	
GRAND TOTAL	0.00	66,870,336.36	0.00	0.00	66,870,336.36	0.00	0.00	0.00	0.00	0.00	0.00	71,813,431.06	0.00	0.00	0.00	71,813,431.06	136,483,767.42	0.00	0.00	0.00	0.00	0.00	0.00	0.00	0.00	0.00	0.00	136,483,767.42	


Particulars	Previous Report	This Month	As at Date
(1)	(2)	(3)	(4)
Total Disbursement Authorities Received	96,506,000.00	96,507,000.00	193,013,000.00
NCA	96,506,000.00	96,507,000.00	193,013,000.00
NTA	0.00	0.00	0.00
Working Fund	0.00	0.00	0.00
TRA	0.00	0.00	0.00
CDC	0.00	0.00	0.00
NCAA	0.00	0.00	0.00
Less: Notice of Transfer of Allocations (NTA)* issued	0.00	0.00	0.00
Total Disbursement Authorities Available	96,506,000.00	96,507,000.00	193,013,000.00
Less:	0.00	0.00	0.00
Lapsed NCA	0.00	0.00	0.00
Disbursements	0.00	0.00	0.00
Less: Other Non-Cash Disbursements	0.00	0.00	0.00
Disbursements effected through outright deductions from claims	0.00	0.00	0.00
Overpayment of expenses (e.g. personnel benefits)	0.00	0.00	0.00
Restitution for loss of government property	0.00	0.00	0.00
Liquidated damages and similar claims	0.00	0.00	0.00
Others (e.g. TEF, BTI, Docs Stamp, etc.)	0.00	0.00	0.00
Add: Less: Adjustments (e.g. cancelled/stated checks)	0.00	0.00	0.00
Balance of Disbursement Authorities as at date	96,506,000.00	96,507,000.00	193,013,000.00
Total Disbursements Program	176,890,199.15	168,130,431.06	345,010,630.21
Less: *Actual Disbursements	135,772,168.83	136,483,767.42	274,255,936.25
(Over)/Under spending	41,118,030.32	29,646,663.64	70,754,693.96

Notes: * The use of NTA is discouraged
 Notes: ** Amounts should tally with the grand total disbursement (column 27).

Certified Correct:

 MARY ANN P. SAGAYAN
 BUDGET OFFICER-IV
 Date: 2023-03-10 18:21:40

Recommending Approval:

 CECILIA O. GAN, MD, MNSA
 DEPUTY EXECUTIVE DIRECTOR FOR HOSPITAL SUPPORT
 Date: 2023-03-10 18:23:58

Approved By: 
 SONIA B. GONZALEZ, MD, MSCHSM, MPM
 EXECUTIVE DIRECTOR
 Date:

MONTHLY REPORT OF DISBURSEMENTS
For the month of February 2023

Department : Budgetary Support to Government Corporations
 Agency/Entity : Philippine Children's Medical Center
 Operating Unit : < not applicable >
 Organization Code (UACS) : 35 027 0000000
 Fund Cluster : 01 Regular Agency Fund

Particulars	Current Year Budget					Prior Year's Budget											Trust Liabilities					Grand Total					Remarks		
	PS	MOOE	FinEx	CO	TOTAL	Prior Year's Accounts Payable					Current Year's Accounts Payable					TOTAL	SUB-TOTAL	Trust Liabilities				Grand Total							
						PS	MOOE	FinEx	CO	Sub-Total	PS	MOOE	FinEx	CO	Sub-Total			PS	MOOE	CO	TOTAL	PS	MOOE	FinEx	CO	TOTAL			
1	2	3	4	5	6=(2+3+4+5)	7	8	9	10	11=(7+8+9+10)	12	13	14	15	16=(12+13+14+15)	17=(11+16)	18=(6+17)	19	20	21	22=(19+20+21)	23	24	25	26	27=(23+24+25+26)	28		
CASH DISBURSEMENTS	0.00	66,870,336.36	0.00	0.00	66,870,336.36	0.00	0.00	0.00	0.00	0.00	0.00	71,613,431.06	0.00	0.00	0.00	71,613,431.06	71,613,431.06	136,483,767.42	0.00	0.00	0.00	0.00	0.00	136,483,767.42	0.00	0.00	136,483,767.42	0.00	
Notice of Cash Allocation (NCA)	0.00	66,870,336.36	0.00	0.00	66,870,336.36	0.00	0.00	0.00	0.00	0.00	0.00	71,613,431.06	0.00	0.00	0.00	71,613,431.06	71,613,431.06	136,483,767.42	0.00	0.00	0.00	0.00	0.00	136,483,767.42	0.00	0.00	136,483,767.42	0.00	
MOE Checks Issued	0.00	0.00	0.00	0.00	0.00	0.00	0.00	0.00	0.00	0.00	0.00	0.00	0.00	0.00	0.00	0.00	0.00	0.00	0.00	0.00	0.00	0.00	0.00	0.00	0.00	0.00	0.00	0.00	0.00
Advance to Debt Account	0.00	66,870,336.36	0.00	0.00	66,870,336.36	0.00	0.00	0.00	0.00	0.00	0.00	71,613,431.06	0.00	0.00	0.00	71,613,431.06	71,613,431.06	136,483,767.42	0.00	0.00	0.00	0.00	0.00	0.00	136,483,767.42	0.00	0.00	136,483,767.42	0.00
Notice of Transfer Allocations (NTA)	0.00	0.00	0.00	0.00	0.00	0.00	0.00	0.00	0.00	0.00	0.00	0.00	0.00	0.00	0.00	0.00	0.00	0.00	0.00	0.00	0.00	0.00	0.00	0.00	0.00	0.00	0.00	0.00	0.00
MOE Checks Issued	0.00	0.00	0.00	0.00	0.00	0.00	0.00	0.00	0.00	0.00	0.00	0.00	0.00	0.00	0.00	0.00	0.00	0.00	0.00	0.00	0.00	0.00	0.00	0.00	0.00	0.00	0.00	0.00	0.00
Advance to Debt Account	0.00	0.00	0.00	0.00	0.00	0.00	0.00	0.00	0.00	0.00	0.00	0.00	0.00	0.00	0.00	0.00	0.00	0.00	0.00	0.00	0.00	0.00	0.00	0.00	0.00	0.00	0.00	0.00	0.00
Working Fund for FAPs	0.00	0.00	0.00	0.00	0.00	0.00	0.00	0.00	0.00	0.00	0.00	0.00	0.00	0.00	0.00	0.00	0.00	0.00	0.00	0.00	0.00	0.00	0.00	0.00	0.00	0.00	0.00	0.00	0.00
Cash Disbursement Ceiling (CDC)	0.00	0.00	0.00	0.00	0.00	0.00	0.00	0.00	0.00	0.00	0.00	0.00	0.00	0.00	0.00	0.00	0.00	0.00	0.00	0.00	0.00	0.00	0.00	0.00	0.00	0.00	0.00	0.00	0.00
TOTAL CASH DISBURSEMENTS	0.00	66,870,336.36	0.00	0.00	66,870,336.36	0.00	0.00	0.00	0.00	0.00	0.00	71,613,431.06	0.00	0.00	0.00	71,613,431.06	71,613,431.06	136,483,767.42	0.00	0.00	0.00	0.00	0.00	0.00	136,483,767.42	0.00	0.00	136,483,767.42	0.00
NON-CASH DISBURSEMENTS	0.00	0.00	0.00	0.00	0.00	0.00	0.00	0.00	0.00	0.00	0.00	0.00	0.00	0.00	0.00	0.00	0.00	0.00	0.00	0.00	0.00	0.00	0.00	0.00	0.00	0.00	0.00	0.00	0.00
Tax Remittance Advance Issued (TRA)	0.00	0.00	0.00	0.00	0.00	0.00	0.00	0.00	0.00	0.00	0.00	0.00	0.00	0.00	0.00	0.00	0.00	0.00	0.00	0.00	0.00	0.00	0.00	0.00	0.00	0.00	0.00	0.00	0.00
Non-Cash Advance Authority (NCAA)	0.00	0.00	0.00	0.00	0.00	0.00	0.00	0.00	0.00	0.00	0.00	0.00	0.00	0.00	0.00	0.00	0.00	0.00	0.00	0.00	0.00	0.00	0.00	0.00	0.00	0.00	0.00	0.00	0.00
Disbursements effected through outright deductions from claims	0.00	0.00	0.00	0.00	0.00	0.00	0.00	0.00	0.00	0.00	0.00	0.00	0.00	0.00	0.00	0.00	0.00	0.00	0.00	0.00	0.00	0.00	0.00	0.00	0.00	0.00	0.00	0.00	0.00
Overpayment of expenses (e.g. personnel benefits)	0.00	0.00	0.00	0.00	0.00	0.00	0.00	0.00	0.00	0.00	0.00	0.00	0.00	0.00	0.00	0.00	0.00	0.00	0.00	0.00	0.00	0.00	0.00	0.00	0.00	0.00	0.00	0.00	0.00
Restitution for loss of government property	0.00	0.00	0.00	0.00	0.00	0.00	0.00	0.00	0.00	0.00	0.00	0.00	0.00	0.00	0.00	0.00	0.00	0.00	0.00	0.00	0.00	0.00	0.00	0.00	0.00	0.00	0.00	0.00	0.00
Liquidated damages and similar claims	0.00	0.00	0.00	0.00	0.00	0.00	0.00	0.00	0.00	0.00	0.00	0.00	0.00	0.00	0.00	0.00	0.00	0.00	0.00	0.00	0.00	0.00	0.00	0.00	0.00	0.00	0.00	0.00	0.00
Others (e.g. TEF, BTr, Docs Stamp, etc.)	0.00	0.00	0.00	0.00	0.00	0.00	0.00	0.00	0.00	0.00	0.00	0.00	0.00	0.00	0.00	0.00	0.00	0.00	0.00	0.00	0.00	0.00	0.00	0.00	0.00	0.00	0.00	0.00	0.00
TOTAL NON-CASH DISBURSEMENTS	0.00	0.00	0.00	0.00	0.00	0.00	0.00	0.00	0.00	0.00	0.00	0.00	0.00	0.00	0.00	0.00	0.00	0.00	0.00	0.00	0.00	0.00	0.00	0.00	0.00	0.00	0.00	0.00	0.00
GRAND TOTAL	0.00	66,870,336.36	0.00	0.00	66,870,336.36	0.00	0.00	0.00	0.00	0.00	0.00	71,613,431.06	0.00	0.00	0.00	71,613,431.06	71,613,431.06	136,483,767.42	0.00	0.00	0.00	0.00	0.00	0.00	136,483,767.42	0.00	0.00	136,483,767.42	0.00

SUMMARY

Particulars	Previous Report	This Month	As at Date
(1)	(2)	(3)	(4)
Total Disbursement Authorities Received	96,506,000.00	96,507,000.00	193,013,000.00
NCA	96,506,000.00	96,507,000.00	193,013,000.00
NTA	0.00	0.00	0.00
Working Fund	0.00	0.00	0.00
TRA	0.00	0.00	0.00
CDC	0.00	0.00	0.00
NCAA	0.00	0.00	0.00
Less: Notice of Transfer of Allocations (NTA)* Issued	0.00	0.00	0.00
Total Disbursement Authorities Available	96,506,000.00	96,507,000.00	193,013,000.00
Less:	0.00	0.00	0.00
Lapsed NCA	0.00	0.00	0.00
Disbursements	0.00	0.00	0.00
Less: Other Non-Cash Disbursements	0.00	0.00	0.00
Disbursements effected through outright deductions from claims	0.00	0.00	0.00
Overpayment of expenses (e.g. personnel benefits)	0.00	0.00	0.00
Restitution for loss of government property	0.00	0.00	0.00
Liquidated damages and similar claims	0.00	0.00	0.00
Others (e.g. TEF, BTr, Docs Stamp, etc.)	0.00	0.00	0.00
Add/Less: Adjustments (e.g. cancelled/stated checks)	0.00	0.00	0.00
Balance of Disbursement Authorities as at date	96,506,000.00	96,507,000.00	193,013,000.00
Total Disbursements Program	178,890,199.15	168,130,431.06	345,010,630.21
Less: *Actual Disbursements	135,772,168.83	136,483,767.42	274,255,936.25
(Over)/Under spending	41,118,030.32	29,646,663.64	70,754,693.96

Notes: * The use of NTA is discouraged
 Notes: ** Amounts should tally with the grand total disbursement (column 27).

Certified Correct:

 MARY ANN O. GAYAN
 BUDGET OFFICER IV
 Date: 2023-03-10 18:21:40

Recommending Approval:

 CECILIA S. GAN, MD, MISA
 DEPUTY EXECUTIVE DIRECTOR FOR HOSPITAL SUPPORT
 Date: 2023-03-10 18:23:58

Approved By:
 SONIA B. GONZALEZ, MD, MSCISM, MPM
 EXECUTIVE DIRECTOR
 Date:



MONTHLY REPORT OF DISBURSEMENTS
For the month of January 2023

Department : Budgetary Support to Government Corporations
 Agency/Entity : Philippine Children's Medical Center
 Operating Unit : < not applicable >
 Organization Code (UAACS) : 35 027 000000
 Fund Cluster : 01 Regular Agency Fund

Particulars	Current Year Budget					Prior Year's Budget											Trust Liabilities				Grand Total					Remarks		
	PS	MOOE	FinEx	CO	TOTAL 6=(2+3+4+5)	Prior Year's Accounts Payable					Current Year's Accounts Payable						SUB-TOTAL 18=(6+17)	PS	MOOE	CO	TOTAL 22=(19+20+21)	PS	MOOE	FinEx	CO		TOTAL 27=(23+24+25+26)	
						7	MOOE	8	FinEx	CO	Sub-Total 11=(7+8+9+10)	PS	MOOE	13	FinEx	CO												Sub-Total 16=(12+13+14+15)
CASH DISBURSEMENTS	0.00	55,387,969.68	0.00	0.00	55,387,969.68	0.00	0.00	0.00	0.00	0.00	0.00	80,384,199.15	0.00	0.00	80,384,199.15	80,384,199.15	135,772,168.83	0.00	0.00	0.00	0.00	0.00	135,772,168.83	0.00	0.00	135,772,168.83		
Notice of Cash Allocation (NCA)	0.00	55,387,969.68	0.00	0.00	55,387,969.68	0.00	0.00	0.00	0.00	0.00	0.00	80,384,199.15	0.00	0.00	80,384,199.15	80,384,199.15	135,772,168.83	0.00	0.00	0.00	0.00	0.00	135,772,168.83	0.00	0.00	135,772,168.83		
MOG Checks Issued	0.00	0.00	0.00	0.00	0.00	0.00	0.00	0.00	0.00	0.00	0.00	0.00	0.00	0.00	0.00	0.00	0.00	0.00	0.00	0.00	0.00	0.00	0.00	0.00	0.00	0.00	0.00	
Advice to Debit Account	0.00	55,387,969.68	0.00	0.00	55,387,969.68	0.00	0.00	0.00	0.00	0.00	0.00	80,384,199.15	0.00	0.00	80,384,199.15	80,384,199.15	135,772,168.83	0.00	0.00	0.00	0.00	0.00	135,772,168.83	0.00	0.00	135,772,168.83		
Notice of Transfer Allocations (NTA)	0.00	0.00	0.00	0.00	0.00	0.00	0.00	0.00	0.00	0.00	0.00	0.00	0.00	0.00	0.00	0.00	0.00	0.00	0.00	0.00	0.00	0.00	0.00	0.00	0.00	0.00	0.00	
MOS Checks Issued	0.00	0.00	0.00	0.00	0.00	0.00	0.00	0.00	0.00	0.00	0.00	0.00	0.00	0.00	0.00	0.00	0.00	0.00	0.00	0.00	0.00	0.00	0.00	0.00	0.00	0.00	0.00	
Advice to Debit Account	0.00	0.00	0.00	0.00	0.00	0.00	0.00	0.00	0.00	0.00	0.00	0.00	0.00	0.00	0.00	0.00	0.00	0.00	0.00	0.00	0.00	0.00	0.00	0.00	0.00	0.00	0.00	
Working Fund for FA/PA	0.00	0.00	0.00	0.00	0.00	0.00	0.00	0.00	0.00	0.00	0.00	0.00	0.00	0.00	0.00	0.00	0.00	0.00	0.00	0.00	0.00	0.00	0.00	0.00	0.00	0.00	0.00	
Cash Disbursement Ceiling (CDC)	0.00	0.00	0.00	0.00	0.00	0.00	0.00	0.00	0.00	0.00	0.00	0.00	0.00	0.00	0.00	0.00	0.00	0.00	0.00	0.00	0.00	0.00	0.00	0.00	0.00	0.00	0.00	
TOTAL CASH DISBURSEMENTS	0.00	55,387,969.68	0.00	0.00	55,387,969.68	0.00	0.00	0.00	0.00	0.00	0.00	80,384,199.15	0.00	0.00	80,384,199.15	80,384,199.15	135,772,168.83	0.00	0.00	0.00	0.00	0.00	135,772,168.83	0.00	0.00	135,772,168.83		
NON-CASH DISBURSEMENTS	0.00	0.00	0.00	0.00	0.00	0.00	0.00	0.00	0.00	0.00	0.00	0.00	0.00	0.00	0.00	0.00	0.00	0.00	0.00	0.00	0.00	0.00	0.00	0.00	0.00	0.00	0.00	
Tax Remittance Advice Issued (TRA)	0.00	0.00	0.00	0.00	0.00	0.00	0.00	0.00	0.00	0.00	0.00	0.00	0.00	0.00	0.00	0.00	0.00	0.00	0.00	0.00	0.00	0.00	0.00	0.00	0.00	0.00	0.00	
Non-Cash Advancement Authority (NCAA)	0.00	0.00	0.00	0.00	0.00	0.00	0.00	0.00	0.00	0.00	0.00	0.00	0.00	0.00	0.00	0.00	0.00	0.00	0.00	0.00	0.00	0.00	0.00	0.00	0.00	0.00	0.00	
Disbursements effected through outright deductions from claims (deductions from claims (deductible benefits))	0.00	0.00	0.00	0.00	0.00	0.00	0.00	0.00	0.00	0.00	0.00	0.00	0.00	0.00	0.00	0.00	0.00	0.00	0.00	0.00	0.00	0.00	0.00	0.00	0.00	0.00	0.00	
Overpayment of expenses (e.g. personal benefits)	0.00	0.00	0.00	0.00	0.00	0.00	0.00	0.00	0.00	0.00	0.00	0.00	0.00	0.00	0.00	0.00	0.00	0.00	0.00	0.00	0.00	0.00	0.00	0.00	0.00	0.00	0.00	
Reimbursement for loss of government property	0.00	0.00	0.00	0.00	0.00	0.00	0.00	0.00	0.00	0.00	0.00	0.00	0.00	0.00	0.00	0.00	0.00	0.00	0.00	0.00	0.00	0.00	0.00	0.00	0.00	0.00	0.00	
Liquidated damages and similar claims	0.00	0.00	0.00	0.00	0.00	0.00	0.00	0.00	0.00	0.00	0.00	0.00	0.00	0.00	0.00	0.00	0.00	0.00	0.00	0.00	0.00	0.00	0.00	0.00	0.00	0.00	0.00	
Others (e.g. TEF, BT, Docs Stamp, etc.)	0.00	0.00	0.00	0.00	0.00	0.00	0.00	0.00	0.00	0.00	0.00	0.00	0.00	0.00	0.00	0.00	0.00	0.00	0.00	0.00	0.00	0.00	0.00	0.00	0.00	0.00	0.00	
TOTAL NON-CASH DISBURSEMENTS	0.00	0.00	0.00	0.00	0.00	0.00	0.00	0.00	0.00	0.00	0.00	0.00	0.00	0.00	0.00	0.00	0.00	0.00	0.00	0.00	0.00	0.00	0.00	0.00	0.00	0.00	0.00	
GRAND TOTAL	0.00	55,387,969.68	0.00	0.00	55,387,969.68	0.00	0.00	0.00	0.00	0.00	0.00	80,384,199.15	0.00	0.00	80,384,199.15	80,384,199.15	135,772,168.83	0.00	0.00	0.00	0.00	0.00	135,772,168.83	0.00	0.00	135,772,168.83		

Particulars	Previous Report	This Month	As at Date
(1)	(2)	(3)	(4)
Total Disbursement Authorities Received	0.00	96,506,000.00	96,506,000.00
NCA	0.00	96,506,000.00	96,506,000.00
NTA	0.00	0.00	0.00
Working Fund	0.00	0.00	0.00
TRA	0.00	0.00	0.00
CDC	0.00	0.00	0.00
NCAA	0.00	0.00	0.00
Less: Notice of Transfer of Allocations (NTA)' issued	0.00	0.00	0.00
Total Disbursement Authorities Available	0.00	96,506,000.00	96,506,000.00
Less:	0.00	0.00	0.00
Lapsed NCA	0.00	0.00	0.00
Disbursements	0.00	0.00	0.00
Less: Other Non-Cash Disbursements	0.00	0.00	0.00
Disbursements effected through outright deductions from claims	0.00	0.00	0.00
Overpayment of expenses (e.g. personal benefits)	0.00	0.00	0.00
Reimbursement for loss of government property	0.00	0.00	0.00
Liquidated damages and similar claims	0.00	0.00	0.00
Others (e.g. TEF, BT, Docs Stamp, etc.)	0.00	0.00	0.00
Adjust: Less: Adjustments (e.g. cancelled/delisted checks)	0.00	0.00	0.00
Balance of Disbursement Authorities as at date	0.00	96,506,000.00	96,506,000.00
Total Disbursements Program	0.00	176,890,199.15	176,890,199.15
Less: Actual Disbursements	0.00	135,772,168.83	135,772,168.83
(Over)/under spending	0.00	41,118,030.32	41,118,030.32

Notes: * The use of NTA is discouraged
 Notes: ** Amounts should tally with the grand total disbursement (column 27).

Certified Correct:

 MARY ANN M. MANGAN, CPA
 OIC, BUDGET DIVISION
 Date: 2023-02-28 16:23:59

Recommended Approval:

 CECILIA O. CRUZ, M.D., MNSA
 DEPUTY EXECUTIVE DIRECTOR IV, HOSPITAL SUPPORT
 Date: 2023-02-28 16:24:05

Approved By:
 SONIA B. GONZALEZ, M.D., MScM, MPM
 EXECUTIVE DIRECTOR
 Date:

MONTHLY REPORT OF DISBURSEMENTS
For the month of January 2023

Department : Budgetary Support to Government Corporations
Agency/Entity : Philippine Children's Medical Center
Operating Unit : < not applicable >
Organization Code (UAOS) : 35 027 000000
Fund Cluster : 01 Regular Agency Fund

Particulars	Current Year Budget					Prior Year's Budget											Trust Liabilities				Grand Total				Remarks			
	PS	MOOE	FinEx	CO	TOTAL	Prior Year's Accounts Payable					Current Year's Accounts Payable						SUB-TOTAL	PS	MOOE	CO	TOTAL	PS	MOOE	FinEx		CO	TOTAL	
						PS	MOOE	FinEx	CO	Sub-Total	PS	MOOE	FinEx	CO	Sub-Total	17=(11+16)												18=(6+17)
1	2	3	4	5	6=(2+3+4+5)	7	8	9	10	11=(7+8+9+10)	12	13	14	15	16=(12+13+14+15)	17	18	19	20	21	22	23	24	25	26	27		
CASH DISBURSEMENTS	0.00	55,387,969.68	0.00	0.00	55,387,969.68	0.00	0.00	0.00	0.00	0.00	0.00	80,384,199.15	0.00	0.00	80,384,199.15	80,384,199.15	135,772,168.83	0.00	0.00	0.00	0.00	0.00	135,772,168.83	0.00	0.00	0.00	135,772,168.83	
Notice of Cash Allocation (NCA)	0.00	55,387,969.68	0.00	0.00	55,387,969.68	0.00	0.00	0.00	0.00	0.00	0.00	80,384,199.15	0.00	0.00	80,384,199.15	80,384,199.15	135,772,168.83	0.00	0.00	0.00	0.00	0.00	135,772,168.83	0.00	0.00	0.00	135,772,168.83	
MOS Checks Issued	0.00	0.00	0.00	0.00	0.00	0.00	0.00	0.00	0.00	0.00	0.00	0.00	0.00	0.00	0.00	0.00	0.00	0.00	0.00	0.00	0.00	0.00	0.00	0.00	0.00	0.00	0.00	0.00
Advice to Debit Account	0.00	55,387,969.68	0.00	0.00	55,387,969.68	0.00	0.00	0.00	0.00	0.00	0.00	80,384,199.15	0.00	0.00	80,384,199.15	80,384,199.15	135,772,168.83	0.00	0.00	0.00	0.00	0.00	135,772,168.83	0.00	0.00	0.00	135,772,168.83	
Notice of Transfer Allocations (NTA)	0.00	0.00	0.00	0.00	0.00	0.00	0.00	0.00	0.00	0.00	0.00	0.00	0.00	0.00	0.00	0.00	0.00	0.00	0.00	0.00	0.00	0.00	0.00	0.00	0.00	0.00	0.00	0.00
MOS Checks Issued	0.00	0.00	0.00	0.00	0.00	0.00	0.00	0.00	0.00	0.00	0.00	0.00	0.00	0.00	0.00	0.00	0.00	0.00	0.00	0.00	0.00	0.00	0.00	0.00	0.00	0.00	0.00	0.00
Advice to Debit Account	0.00	0.00	0.00	0.00	0.00	0.00	0.00	0.00	0.00	0.00	0.00	0.00	0.00	0.00	0.00	0.00	0.00	0.00	0.00	0.00	0.00	0.00	0.00	0.00	0.00	0.00	0.00	0.00
Working Fund for FAPs	0.00	0.00	0.00	0.00	0.00	0.00	0.00	0.00	0.00	0.00	0.00	0.00	0.00	0.00	0.00	0.00	0.00	0.00	0.00	0.00	0.00	0.00	0.00	0.00	0.00	0.00	0.00	0.00
Cash Disbursement Ceiling (CDC)	0.00	0.00	0.00	0.00	0.00	0.00	0.00	0.00	0.00	0.00	0.00	0.00	0.00	0.00	0.00	0.00	0.00	0.00	0.00	0.00	0.00	0.00	0.00	0.00	0.00	0.00	0.00	0.00
TOTAL CASH DISBURSEMENTS	0.00	55,387,969.68	0.00	0.00	55,387,969.68	0.00	0.00	0.00	0.00	0.00	0.00	80,384,199.15	0.00	0.00	80,384,199.15	80,384,199.15	135,772,168.83	0.00	0.00	0.00	0.00	0.00	0.00	135,772,168.83	0.00	0.00	0.00	135,772,168.83
NON-CASH DISBURSEMENTS	0.00	0.00	0.00	0.00	0.00	0.00	0.00	0.00	0.00	0.00	0.00	0.00	0.00	0.00	0.00	0.00	0.00	0.00	0.00	0.00	0.00	0.00	0.00	0.00	0.00	0.00	0.00	0.00
Tax Remittance Advice Issued (TRA)	0.00	0.00	0.00	0.00	0.00	0.00	0.00	0.00	0.00	0.00	0.00	0.00	0.00	0.00	0.00	0.00	0.00	0.00	0.00	0.00	0.00	0.00	0.00	0.00	0.00	0.00	0.00	0.00
Non-Cash Availed Authority (NCAA)	0.00	0.00	0.00	0.00	0.00	0.00	0.00	0.00	0.00	0.00	0.00	0.00	0.00	0.00	0.00	0.00	0.00	0.00	0.00	0.00	0.00	0.00	0.00	0.00	0.00	0.00	0.00	0.00
Disbursements effected through outright deductions from claims (please specify)	0.00	0.00	0.00	0.00	0.00	0.00	0.00	0.00	0.00	0.00	0.00	0.00	0.00	0.00	0.00	0.00	0.00	0.00	0.00	0.00	0.00	0.00	0.00	0.00	0.00	0.00	0.00	0.00
Overpayment of expenses (e.g. personal benefits)	0.00	0.00	0.00	0.00	0.00	0.00	0.00	0.00	0.00	0.00	0.00	0.00	0.00	0.00	0.00	0.00	0.00	0.00	0.00	0.00	0.00	0.00	0.00	0.00	0.00	0.00	0.00	0.00
Resolution for loss of government property	0.00	0.00	0.00	0.00	0.00	0.00	0.00	0.00	0.00	0.00	0.00	0.00	0.00	0.00	0.00	0.00	0.00	0.00	0.00	0.00	0.00	0.00	0.00	0.00	0.00	0.00	0.00	0.00
Liquidated damages and similar claims	0.00	0.00	0.00	0.00	0.00	0.00	0.00	0.00	0.00	0.00	0.00	0.00	0.00	0.00	0.00	0.00	0.00	0.00	0.00	0.00	0.00	0.00	0.00	0.00	0.00	0.00	0.00	0.00
Others (e.g. TEF, BT, Dooz Stamp, etc.)	0.00	0.00	0.00	0.00	0.00	0.00	0.00	0.00	0.00	0.00	0.00	0.00	0.00	0.00	0.00	0.00	0.00	0.00	0.00	0.00	0.00	0.00	0.00	0.00	0.00	0.00	0.00	0.00
TOTAL NON-CASH DISBURSEMENTS	0.00	0.00	0.00	0.00	0.00	0.00	0.00	0.00	0.00	0.00	0.00	0.00	0.00	0.00	0.00	0.00	0.00	0.00	0.00	0.00	0.00	0.00	0.00	0.00	0.00	0.00	0.00	0.00
GRAND TOTAL	0.00	55,387,969.68	0.00	0.00	55,387,969.68	0.00	0.00	0.00	0.00	0.00	0.00	80,384,199.15	0.00	0.00	80,384,199.15	80,384,199.15	135,772,168.83	0.00	0.00	0.00	0.00	0.00	0.00	135,772,168.83	0.00	0.00	0.00	135,772,168.83

SUMMARY

Particulars	Previous Report (1)	This Month (2)	As at Date (4)
Total Disbursement Authorities Received	0.00	96,506,000.00	96,506,000.00
NCA	0.00	96,506,000.00	96,506,000.00
NTA	0.00	0.00	0.00
Working Fund	0.00	0.00	0.00
TRA	0.00	0.00	0.00
CDC	0.00	0.00	0.00
NCAA	0.00	0.00	0.00
Less: Notice of Transfer of Allocations (NTA)* issued	0.00	0.00	0.00
Total Disbursement Authorities Available	0.00	96,506,000.00	96,506,000.00
Less:			
Lapsed NCA	0.00	0.00	0.00
Disbursements	0.00	0.00	0.00
Less: Other Non-Cash Disbursements	0.00	0.00	0.00
Disbursements effected through outright deductions from claims	0.00	0.00	0.00
Overpayment of expenses (e.g. personal benefits)	0.00	0.00	0.00
Resolution for loss of government property	0.00	0.00	0.00
Liquidated damages and similar claims	0.00	0.00	0.00
Others (e.g. TEF, BT, Dooz Stamp, etc.)	0.00	0.00	0.00
Acc/Less: Adjustments (e.g. cancelled/staled checks)	0.00	0.00	0.00
Balance of Disbursement Authorities as at date	0.00	96,506,000.00	96,506,000.00
Total Disbursements Program	0.00	176,890,199.15	176,890,199.15
Less: Actual Disbursements	0.00	135,772,168.83	135,772,168.83
(Over)/Under spending	0.00	41,118,030.32	41,118,030.32

Notes: * The use of NTA is discouraged
Notes: ** Amounts should tally with the grand total disbursement (column 27).

Certified Correct:

MARY ANN M. MAYSAN, CPA
OIC, BUDGET DIVISION
Date: 2023-02-28 16:23:59

Recommended Approval:

CECILIA O. CRUZ, M.D., MNSA
DEPUTY EXECUTIVE DIRECTOR IV, HOSPITAL SUPPORT
Date: 2023-02-28 16:24:05

Approved By:
SONIA B. GONZALEZ, M.D., M3CHM, MPM
EXECUTIVE DIRECTOR
Date:

MONTHLY REPORT OF DISBURSEMENTS
For the month of January 2023

Department : Budgetary Support to Government Corporations
Agency/Entity : Philippine Children's Medical Center
Operating Unit : < not applicable >
Organization Code (UAACS) : 35 527 0000000
Fund Cluster : 01 Regular Agency Fund

Particulars	Current Year Budget					Prior Year's Budget											Trust Liabilities					Grand Total					Remarks		
	PS	MOOE	FinEx	CO	TOTAL	Prior Year's Accounts Payable					Current Year's Accounts Payable						SUB-TOTAL	Trust Liabilities				Grand Total							
						PS	MOOE	FinEx	CO	Sub-Total	PS	MOOE	FinEx	CO	Sub-Total	PS		MOOE	CO	TOTAL	PS	MOOE	FinEx	CO	TOTAL				
1	2	3	4	5	6=(2+3+4+5)	7	8	9	10	11=(7+8+9+10)	12	13	14	15	16=(12+13+14+15)	17=(11+16)	18=(6+17)	19	20	21	22=(19+20+21)	23	24	25	26	27=(23+24+25+26)	28		
CASH DISBURSEMENTS	0.00	55,387,963.68	0.00	0.00	0.00	55,387,963.68	0.00	0.00	0.00	0.00	0.00	80,384,199.15	0.00	0.00	80,384,199.15	80,384,199.15	135,772,168.83	0.00	0.00	0.00	0.00	0.00	135,772,168.83	0.00	0.00	0.00	0.00	135,772,168.83	
Notice of Cash Allocation (NCA)	0.00	55,387,963.68	0.00	0.00	0.00	55,387,963.68	0.00	0.00	0.00	0.00	0.00	80,384,199.15	0.00	0.00	80,384,199.15	80,384,199.15	135,772,168.83	0.00	0.00	0.00	0.00	0.00	135,772,168.83	0.00	0.00	0.00	0.00	135,772,168.83	
MDG Checks Issued	0.00	0.00	0.00	0.00	0.00	0.00	0.00	0.00	0.00	0.00	0.00	0.00	0.00	0.00	0.00	0.00	0.00	0.00	0.00	0.00	0.00	0.00	0.00	0.00	0.00	0.00	0.00	0.00	0.00
Advice to Debit Account	0.00	55,387,963.68	0.00	0.00	0.00	55,387,963.68	0.00	0.00	0.00	0.00	0.00	80,384,199.15	0.00	0.00	80,384,199.15	80,384,199.15	135,772,168.83	0.00	0.00	0.00	0.00	0.00	135,772,168.83	0.00	0.00	0.00	0.00	135,772,168.83	
Notice of Transfer Allocations (NTA)	0.00	0.00	0.00	0.00	0.00	0.00	0.00	0.00	0.00	0.00	0.00	0.00	0.00	0.00	0.00	0.00	0.00	0.00	0.00	0.00	0.00	0.00	0.00	0.00	0.00	0.00	0.00	0.00	0.00
MDG Checks Issued	0.00	0.00	0.00	0.00	0.00	0.00	0.00	0.00	0.00	0.00	0.00	0.00	0.00	0.00	0.00	0.00	0.00	0.00	0.00	0.00	0.00	0.00	0.00	0.00	0.00	0.00	0.00	0.00	0.00
Advice to Debit Account	0.00	0.00	0.00	0.00	0.00	0.00	0.00	0.00	0.00	0.00	0.00	0.00	0.00	0.00	0.00	0.00	0.00	0.00	0.00	0.00	0.00	0.00	0.00	0.00	0.00	0.00	0.00	0.00	0.00
Working Fund for FAPs	0.00	0.00	0.00	0.00	0.00	0.00	0.00	0.00	0.00	0.00	0.00	0.00	0.00	0.00	0.00	0.00	0.00	0.00	0.00	0.00	0.00	0.00	0.00	0.00	0.00	0.00	0.00	0.00	0.00
Cash Disbursement Ceiling (CDC)	0.00	0.00	0.00	0.00	0.00	0.00	0.00	0.00	0.00	0.00	0.00	0.00	0.00	0.00	0.00	0.00	0.00	0.00	0.00	0.00	0.00	0.00	0.00	0.00	0.00	0.00	0.00	0.00	0.00
TOTAL CASH DISBURSEMENTS	0.00	55,387,963.68	0.00	0.00	0.00	55,387,963.68	0.00	0.00	0.00	0.00	0.00	80,384,199.15	0.00	0.00	80,384,199.15	80,384,199.15	135,772,168.83	0.00	0.00	0.00	0.00	0.00	135,772,168.83	0.00	0.00	0.00	0.00	135,772,168.83	
NON-CASH DISBURSEMENTS	0.00	0.00	0.00	0.00	0.00	0.00	0.00	0.00	0.00	0.00	0.00	0.00	0.00	0.00	0.00	0.00	0.00	0.00	0.00	0.00	0.00	0.00	0.00	0.00	0.00	0.00	0.00	0.00	0.00
Tax Remittance Advances Issued (TRA)	0.00	0.00	0.00	0.00	0.00	0.00	0.00	0.00	0.00	0.00	0.00	0.00	0.00	0.00	0.00	0.00	0.00	0.00	0.00	0.00	0.00	0.00	0.00	0.00	0.00	0.00	0.00	0.00	0.00
Non-Cash Advancement Authority (NCAA)	0.00	0.00	0.00	0.00	0.00	0.00	0.00	0.00	0.00	0.00	0.00	0.00	0.00	0.00	0.00	0.00	0.00	0.00	0.00	0.00	0.00	0.00	0.00	0.00	0.00	0.00	0.00	0.00	0.00
Disbursements effected through outright deductions from claims (please specify)	0.00	0.00	0.00	0.00	0.00	0.00	0.00	0.00	0.00	0.00	0.00	0.00	0.00	0.00	0.00	0.00	0.00	0.00	0.00	0.00	0.00	0.00	0.00	0.00	0.00	0.00	0.00	0.00	0.00
Overpayment of expenses (e.g. personnel benefits)	0.00	0.00	0.00	0.00	0.00	0.00	0.00	0.00	0.00	0.00	0.00	0.00	0.00	0.00	0.00	0.00	0.00	0.00	0.00	0.00	0.00	0.00	0.00	0.00	0.00	0.00	0.00	0.00	0.00
Reimbursement for loss of government property	0.00	0.00	0.00	0.00	0.00	0.00	0.00	0.00	0.00	0.00	0.00	0.00	0.00	0.00	0.00	0.00	0.00	0.00	0.00	0.00	0.00	0.00	0.00	0.00	0.00	0.00	0.00	0.00	0.00
Liquidated damages and similar claims	0.00	0.00	0.00	0.00	0.00	0.00	0.00	0.00	0.00	0.00	0.00	0.00	0.00	0.00	0.00	0.00	0.00	0.00	0.00	0.00	0.00	0.00	0.00	0.00	0.00	0.00	0.00	0.00	0.00
Others (e.g. TEF, BT, Docs Stamp, etc.)	0.00	0.00	0.00	0.00	0.00	0.00	0.00	0.00	0.00	0.00	0.00	0.00	0.00	0.00	0.00	0.00	0.00	0.00	0.00	0.00	0.00	0.00	0.00	0.00	0.00	0.00	0.00	0.00	0.00
TOTAL NON-CASH DISBURSEMENTS	0.00	0.00	0.00	0.00	0.00	0.00	0.00	0.00	0.00	0.00	0.00	0.00	0.00	0.00	0.00	0.00	0.00	0.00	0.00	0.00	0.00	0.00	0.00	0.00	0.00	0.00	0.00	0.00	0.00
GRAND TOTAL	0.00	55,387,963.68	0.00	0.00	0.00	55,387,963.68	0.00	0.00	0.00	0.00	0.00	80,384,199.15	0.00	0.00	80,384,199.15	80,384,199.15	135,772,168.83	0.00	0.00	0.00	0.00	0.00	135,772,168.83	0.00	0.00	0.00	0.00	135,772,168.83	

Particulars	Previous Report (1)	This Month (2)	As at Date (4)
Total Disbursement Authorities Received	0.00	96,506,000.00	96,506,000.00
NCA	0.00	96,506,000.00	96,506,000.00
NTA	0.00	0.00	0.00
Working Fund	0.00	0.00	0.00
TRA	0.00	0.00	0.00
CDC	0.00	0.00	0.00
NCAA	0.00	0.00	0.00
Less: Notice of Transfer of Allocations (NTA) issued	0.00	0.00	0.00
Total Disbursement Authorities Available	0.00	96,506,000.00	96,506,000.00
Less:			
Lapsed NCA	0.00	0.00	0.00
Disbursements	0.00	0.00	0.00
Less: Other Non-Cash Disbursements	0.00	0.00	0.00
Disbursements effected through outright deductions from claims	0.00	0.00	0.00
Overpayment of expenses (e.g. personnel benefits)	0.00	0.00	0.00
Reimbursement for loss of government property	0.00	0.00	0.00
Liquidated damages and similar claims	0.00	0.00	0.00
Others (e.g. TEF, BT, Docs Stamp, etc.)	0.00	0.00	0.00
Acc/Less: Adjustments (e.g. cancelled/dated checks)	0.00	0.00	0.00
Balance of Disbursement Authorities as at date	0.00	96,506,000.00	96,506,000.00
Total Disbursements Program	0.00	176,880,199.15	176,880,199.15
Less: Actual Disbursements	0.00	135,772,168.83	135,772,168.83
Over/Under spending	0.00	41,118,030.32	41,118,030.32

Notes: * The use of NTA is discouraged
Notes: ** Amounts should tally with the grand total disbursement (column 27).

Certified Correct:

MARY ANN T. DELA CRUZ, CPA
OIC, BUDGET DIVISION
Date: 2023-02-28 15:23:59

Recommending Approval:

CECILIA B. DELA CRUZ, M.D., MNSA
DEPUTY EXECUTIVE DIRECTOR IV, HOSPITAL SUPPORT
Date: 2023-02-28 16:24:05

Approved By:
SONIA B. GONZALEZ, M.D., MSCHM, MPM
EXECUTIVE DIRECTOR
Date: