

STATEMENT OF APPROPRIATIONS, ALLOTMENTS, OBLIGATIONS, DISBURSEMENTS AND BALANCES

As at the Quarter Ending December 31, 2023

Department : Budgetary Support to Government Corporations (BSGC)
Agency/Entity : Philippine Children's Medical Center
Operating Unit : < not applicable >
Organization Code (UACS) : 35 027 0000000
Fund Cluster : 01 - Regular Agency Fund

X Current Year Appropriations
Supplemental Appropriations
Continuing Appropriations

(e.g. UACS Fund Cluster: 01-Regular Agency Fund, 02-Foreign Assisted Projects Fund, 03-Special Account-Locally Funded/Domestic Grants Fund, and 04-Special Account-Foreign Assisted/Foreign Grants Fund)

Main financial statement table with columns for Particulars, UACS CODE, Appropriations (Authorized, Adjusted), Allotments Received, Adjustments, Allotments, Current Year Obligations (1st-4th Quarter, Total), Current Year Disbursements (1st-4th Quarter, Total), and Balances (Unreleased, Unobligated, Unpaid Obligations).

This report was generated using the Unified Reporting System on January 30, 2024 11:40 AM; Status : SUBMITTED

Page 1 of 2

Department : Budgetary Support to Government Corporations (BSGC)
Agency/Entity : Philippine Children's Medical Center
Operating Unit : < not applicable >
Organization Code (UACS) : 35 027 0000000
Fund Cluster : 01 - Regular Agency Fund

X Current Year Appropriations
Supplemental Appropriations
Continuing Appropriations

(e.g. UACS Fund Cluster: 01-Regular Agency Fund, 02-Foreign Assisted Projects Fund, 03-Special Account-Locally Funded/Domestic Grants Fund, and 04-Special Account-Foreign Assisted/Foreign Grants Fund)

Summary financial statement table with columns for Particulars, UACS CODE, Appropriations (Authorized, Adjusted), Allotments Received, Adjustments, Allotments, Current Year Obligations (1st-4th Quarter, Total), Current Year Disbursements (1st-4th Quarter, Total), and Balances (Unreleased, Unobligated, Unpaid Obligations).

Certified Correct: MARY ANN J. CASAPAN, Budget Officer IV, Date: January 30, 2024 10:51 AM

Certified Correct: ODETH A. VILLEGAS, Department Manager, Frances Services Department, Date: January 30, 2024 10:51 AM

Recommending Approval By: CECILIA O. GAN, MD, MNSA, Deputy Executive Director for Hospital Support Services, Date: January 30, 2024 10:51 AM

Approved By: SONIA B. GONZALEZ, MD, MCH, MPM, Executive Director, Date: January 30, 2024 10:51 AM

This report was generated using the Unified Reporting System on January 30, 2024 11:40 AM; Status : SUBMITTED

Page 2 of 2

STATEMENT OF APPROPRIATIONS, ALLOTMENTS, OBLIGATIONS, DISBURSEMENTS AND BALANCES
As at the Quarter Ending December 31, 2023

Department : Budgetary Support to Government Corporations (BSGC)
Agency/Entity : Philippine Children's Medical Center
Operating Unit : < not applicable >
Organization Code (UACS) : 35 027 0000000
Fund Cluster : 01 - Regular Agency Fund
(e.g. UACS Fund Cluster: 01-Regular Agency Fund, 02-Foreign Assisted Projects Fund, 03-Special Account-Locally Funded/Domestic Grants Fund, and 04-Special Account-Foreign Assisted/Foreign Grants Fund)

Table with 2 columns: Category and Selection. Categories include Current Year Appropriations, Supplemental Appropriations, and Continuing Appropriations. Selection 'X' is marked under Continuing Appropriations.

Main financial statement table with columns for Particulars, UACS CODE, Appropriations, Allotments, Current Year Obligations, Current Year Disbursements, and Balances. Rows include various fund categories like Special Purpose Fund, Operations, and Construction of New Building.

This report was generated using the Unified Reporting System on January 30, 2024 11:45 AM. Status : SUBMITTED

Department : Budgetary Support to Government Corporations (BSGC)
Agency/Entity : Philippine Children's Medical Center
Operating Unit : < not applicable >
Organization Code (UACS) : 35 027 0000000
Fund Cluster : 01 - Regular Agency Fund
(e.g. UACS Fund Cluster: 01-Regular Agency Fund, 02-Foreign Assisted Projects Fund, 03-Special Account-Locally Funded/Domestic Grants Fund, and 04-Special Account-Foreign Assisted/Foreign Grants Fund)

Table with 2 columns: Category and Selection. Categories include Current Year Appropriations, Supplemental Appropriations, and Continuing Appropriations. Selection 'X' is marked under Continuing Appropriations.

Main financial statement table for the second page, including Sub-Total, PS, MOOE, and GRAND TOTAL rows, along with Recapitulation by OO and Agency Specific Budget details.

Certified Correct:
MAY ANN C. GAN
Budget Officer (I)
Date: January 30, 2024 10:31 AM

Certified Correct:
ODEN P. LACAYAN, CPA
Department Manager, Finance Services Department
Date: January 30, 2024 10:51 AM

Recommending Approval By:
CECILIA O. GAN, MS, MNSA
Deputy Executive Director for Hospital Support Services
Date: January 30, 2024 10:51 AM

Approved By:
SONIA B. GONZALEZ, MD, MPH, MPM
Executive Director
Date: January 30, 2024 10:51 AM

This report was generated using the Unified Reporting System on January 30, 2024 11:45 AM. Status : SUBMITTED


SUMMARY OF APPROPRIATIONS, ALLOTMENTS, OBLIGATIONS, DISBURSEMENTS AND BALANCES BY OBJECT OF EXPENDITURES


As at the Quarter Ending December 31, 2023


Department : Budgetary Support to Government Corporations (BSGC)
 Agency/Entity : Philippine Children's Medical Center
 Operating Unit : < not applicable >
 Organization Code (UACS) : 35 027 0000000
 Fund Cluster : 01 - Regular Agency Fund
 (e.g. UACS Fund Cluster: 01-Regular Agency Fund, 02-Foreign Assisted Projects Fund, 03-Special Account-Locally Funded/Domestic Grants Fund, and 04-Special Account-Foreign Assisted/Foreign Grants Fund)


X	Current Year Appropriations
	Supplemental Appropriations
	Continuing Appropriations

Particulars	UACS CODE	Appropriations		Allotments			Obligations				Disbursements				Balances								
		Authorized Appropriations	Adjustments (Transfer To/From, Modifications/ Augmentations)	Adjusted Appropriations	Allotments Received	Adjustments (Reductions, Modifications/ Augmentations)	Transfer To	Transfer From	Adjusted Allotments	1st Quarter Ending March 31	2nd Quarter Ending June 30	3rd Quarter Ending September 30	4th Quarter Ending December 31	Total	1st Quarter Ending March 31	2nd Quarter Ending June 30	3rd Quarter Ending September 30	4th Quarter Ending December 31	Total	Unreleased Appropriations	Unobligated Allotments	Unpaid Obligations (15-20)=(23+24)	
1	2	3	4	5=(3+4)	6	7	8	9	10=(8+(-)7-8+9)	11	12	13	14	15=(11+12+13+14)	16	17	18	19	20=(16+17+18+19)	21=(5-10)	22=(10-15)	23	24
SUMMARY		2,086,078,000.00	0.00	2,086,078,000.00	2,086,078,000.00	0.00	0.00	0.00	2,086,078,000.00	559,886,000.00	328,959,000.00	275,154,000.00	864,464,000.00	2,026,443,000.00	198,579,000.00	349,975,000.00	343,977,000.00	493,136,000.00	1,385,667,000.00	0.00	59,635,000.00	0.00	640,776,000.00
A. AGENCY SPECIFIC BUDGET		2,086,078,000.00	0.00	2,086,078,000.00	2,086,078,000.00	0.00	0.00	0.00	2,086,078,000.00	559,886,000.00	328,959,000.00	275,154,000.00	864,464,000.00	2,026,443,000.00	198,579,000.00	349,975,000.00	343,977,000.00	493,136,000.00	1,385,667,000.00	0.00	59,635,000.00	0.00	640,776,000.00
Maintenance and Other Operating Expenses		2,086,078,000.00	0.00	2,086,078,000.00	2,086,078,000.00	0.00	0.00	0.00	2,086,078,000.00	559,886,000.00	328,959,000.00	275,154,000.00	864,464,000.00	2,026,443,000.00	198,579,000.00	349,975,000.00	343,977,000.00	493,136,000.00	1,385,667,000.00	0.00	59,635,000.00	0.00	640,776,000.00
Financial Assistance/Subsidy		2,086,078,000.00	0.00	2,086,078,000.00	2,086,078,000.00	0.00	0.00	0.00	2,086,078,000.00	559,886,000.00	328,959,000.00	275,154,000.00	864,464,000.00	2,026,443,000.00	198,579,000.00	349,975,000.00	343,977,000.00	493,136,000.00	1,385,667,000.00	0.00	59,635,000.00	0.00	640,776,000.00
Budgetary Support to Government-Owned and/or	5021404000	2,086,078,000.00	0.00	2,086,078,000.00	2,086,078,000.00	0.00	0.00	0.00	2,086,078,000.00	559,886,000.00	328,959,000.00	275,154,000.00	864,464,000.00	2,026,443,000.00	198,579,000.00	349,975,000.00	343,977,000.00	493,136,000.00	1,385,667,000.00	0.00	59,635,000.00	0.00	640,776,000.00
Subsidy Support to Operators of GOCCs	5021404001	2,086,078,000.00	0.00	2,086,078,000.00	2,086,078,000.00	0.00	0.00	0.00	2,086,078,000.00	559,886,000.00	328,959,000.00	275,154,000.00	864,464,000.00	2,026,443,000.00	198,579,000.00	349,975,000.00	343,977,000.00	493,136,000.00	1,385,667,000.00	0.00	59,635,000.00	0.00	640,776,000.00
GRAND TOTAL		2,086,078,000.00	0.00	2,086,078,000.00	2,086,078,000.00	0.00	0.00	0.00	2,086,078,000.00	559,886,000.00	328,959,000.00	275,154,000.00	864,464,000.00	2,026,443,000.00	198,579,000.00	349,975,000.00	343,977,000.00	493,136,000.00	1,385,667,000.00	0.00	59,635,000.00	0.00	640,776,000.00

Certified Correct:

 MARY ANN B. LAGAYAN
 Budget Officer
 Date: January 30, 2024 10:52 AM

Certified Correct:

 ODEITH A. VILLALGA, CPA
 Department Manager, Finances Services Department
 Date: January 30, 2024 10:52 AM

Recommending Approval By:

 CECILIA O. CAY, MPA, MNSA
 Deputy Executive Director for Hospital Support Services
 Date: January 30, 2024 10:52 AM

Approved By:

 SONIA B. GONZALEZ, MD, MSCSW, MPA
 Executive Director
 Date: January 30, 2024 10:52 AM

SUMMARY OF APPROPRIATIONS, ALLOTMENTS, OBLIGATIONS, DISBURSEMENTS AND BALANCES BY OBJECT OF EXPENDITURES

As at the Quarter Ending December 31, 2023


Department : Budgetary Support to Government Corporations (BSGC)
 Agency/Entity : Philippine Children's Medical Center
 Operating Unit : < not applicable >
 Organization Code (UACS) : 35 027 0000000
 Fund Cluster : 01 - Regular Agency Fund
 (e.g. UACS Fund Cluster: 01-Regular Agency Fund, 02-Foreign Assisted Projects Fund, 03-Special Account-Locally Funded/Domestic Grants Fund, and 04-Special Account-Foreign Assisted/Foreign Grants Fund)

	Current Year Appropriations
	Supplemental Appropriations
X	Continuing Appropriations

Particulars	UACS CODE	Appropriations			Allotments			Obligations				Disbursements				Balances							
		Authorized Appropriations	Adjustments (Transfer To/From, Modifications/Amendments)	Adjusted Appropriations	Allotments Received	Adjustments (Reductions, Modifications/ Augmentations)	Transfer To	Transfer From	Adjusted Allotments	1st Quarter Ending March 31	2nd Quarter Ending June 30	3rd Quarter Ending September 30	4th Quarter Ending December 31	Total	1st Quarter Ending March 31	2nd Quarter Ending June 30	3rd Quarter Ending September 30	4th Quarter Ending December 31	Total	Unreleased Appropriations	Unobligated Allotments	Unpaid Obligations (15-20)=(23+24)	
1	2	3	4	5=(3+4)	6	7	8	9	10=(8+(-)7)-8+9	11	12	13	14	15=(11+12+13+14)	16	17	18	19	20=(16+17+18+19)	21=(5-10)	22=(10-15)	23	24
SUMMARY		2,208,835,000.00	0.00	2,208,835,000.00	2,208,835,000.00	0.00	0.00	0.00	2,208,835,000.00	2,114,888,000.00	17,800,000.00	9,734,000.00	10,000,000.00	2,152,420,000.00	1,428,165,000.00	87,343,000.00	88,988,000.00	82,313,000.00	1,854,809,000.00	0.00	86,415,000.00	0.00	497,811,000.00
II. SPECIAL PURPOSE FUND		2,208,835,000.00	0.00	2,208,835,000.00	2,208,835,000.00	0.00	0.00	0.00	2,208,835,000.00	2,114,888,000.00	17,800,000.00	9,734,000.00	10,000,000.00	2,152,420,000.00	1,428,165,000.00	87,343,000.00	88,988,000.00	82,313,000.00	1,854,809,000.00	0.00	86,415,000.00	0.00	497,811,000.00
Maintenance and Other Operating Expenses		2,208,835,000.00	0.00	2,208,835,000.00	2,208,835,000.00	0.00	0.00	0.00	2,208,835,000.00	2,114,888,000.00	17,800,000.00	9,734,000.00	10,000,000.00	2,152,420,000.00	1,428,165,000.00	87,343,000.00	88,988,000.00	82,313,000.00	1,854,809,000.00	0.00	86,415,000.00	0.00	497,811,000.00
Repairs and Maintenance		2,208,835,000.00	0.00	2,208,835,000.00	2,208,835,000.00	0.00	0.00	0.00	2,208,835,000.00	2,114,888,000.00	17,800,000.00	9,734,000.00	10,000,000.00	2,152,420,000.00	1,428,165,000.00	87,343,000.00	88,988,000.00	82,313,000.00	1,854,809,000.00	0.00	86,415,000.00	0.00	497,811,000.00
Repairs and Maintenance - Machinery and	5021305000	889,396,000.00	0.00	889,396,000.00	889,396,000.00	0.00	0.00	0.00	889,396,000.00	819,447,000.00	7,800,000.00	9,734,000.00	0.00	836,981,000.00	433,386,000.00	60,377,000.00	47,012,000.00	45,488,000.00	586,263,000.00	0.00	52,415,000.00	0.00	250,718,000.00
Medical Equipment	5021305011	889,396,000.00	0.00	889,396,000.00	889,396,000.00	0.00	0.00	0.00	889,396,000.00	819,447,000.00	7,800,000.00	9,734,000.00	0.00	836,981,000.00	433,386,000.00	60,377,000.00	47,012,000.00	45,488,000.00	586,263,000.00	0.00	52,415,000.00	0.00	250,718,000.00
Repairs and Maintenance - Leased Assets	5021308000	1,319,439,000.00	0.00	1,319,439,000.00	1,319,439,000.00	0.00	0.00	0.00	1,319,439,000.00	1,295,439,000.00	10,000,000.00	0.00	10,000,000.00	1,315,439,000.00	992,779,000.00	26,968,000.00	11,978,000.00	36,825,000.00	1,068,546,000.00	0.00	4,000,000.00	0.00	246,893,000.00
Buildings and Other Structures	5021308001	1,319,439,000.00	0.00	1,319,439,000.00	1,319,439,000.00	0.00	0.00	0.00	1,319,439,000.00	1,295,439,000.00	10,000,000.00	0.00	10,000,000.00	1,315,439,000.00	992,779,000.00	26,968,000.00	11,978,000.00	36,825,000.00	1,068,546,000.00	0.00	4,000,000.00	0.00	246,893,000.00
GRAND TOTAL		2,208,835,000.00	0.00	2,208,835,000.00	2,208,835,000.00	0.00	0.00	0.00	2,208,835,000.00	2,114,888,000.00	17,800,000.00	9,734,000.00	10,000,000.00	2,152,420,000.00	1,428,165,000.00	87,343,000.00	88,988,000.00	82,313,000.00	1,854,809,000.00	0.00	86,415,000.00	0.00	497,811,000.00

Certified Correct:

 MARY ANN M. ALMAZAN
 Budget Officer IV
 Date: January 30, 2024 10:52 AM

Certified Correct:

 ODETHA VILLENAS, CPA
 Department Manager, Finance Services Department
 Date: January 30, 2024 10:52 AM

Recommending Approval By:

 CECILIA O. GARCIA, MD, MBA
 Deputy Executive Director for Hospital Support Services
 Date:

Approved By:

 SONIA B. GONZALEZ, MD, MSCHES, MPH
 Executive Director
 Date:

AGING OF UNPAID OBLIGATIONS

As at December 31, 2023

Department : Budgetary Support to Government Corporations (BSGC)
 Agency/Entity : Philippine Children's Medical Center
 Operating Unit : < not applicable >
 Organization Code (UACS) : 35 027 0000000
 Fund Cluster : 01 - Regular Agency Fund

Name of Creditors	Obligation Request and Status			AGING OF UNPAID OBLIGATIONS							Remarks
	Number	Date	Amount	Amount	90 days & below	91 to 180 days	181 to 270 days	271 to 365/366 days	More than 1 year but less than 2 years	More than 2 years	
	2	3	4	5=(6+7+8+9+10+11)	6	7	8	9	10	11	
A. Due and Demandable Obligations(Accounits Payable)*			461,946,088.53	461,946,088.52	280,488,772.98	48,786,669.56	53,821,566.55	9,523,496.05	69,325,583.38	0.00	
A.1 Current Year's Appropriations			455,458,618.53	455,458,618.52	278,980,772.98	43,888,669.56	53,821,566.55	9,523,496.05	69,244,113.38	0.00	
Maintenance and Other Operating Expenses			455,458,618.53	455,458,618.52	278,980,772.98	43,888,669.56	53,821,566.55	9,523,496.05	69,244,113.38	0.00	
3-J PHILIPPINES' INTERNATIONAL INDUSTRIAL INVESTMENT	75718	2023-12-31	75,925.00	75,925.00	0.00	75,925.00	0.00	0.00	0.00	0.00	
A.M.I. EQUIPMENT SERVICES AND SOLUTIONS INC.	001	2023-12-31	8,927,318.51	8,927,318.51	42,612.00	0.00	0.00	0.00	8,884,706.51	0.00	
ABBOTT LABORATORIES	001	2023-12-31	31,924.95	31,924.95	31,924.95	0.00	0.00	0.00	0.00	0.00	
Acez Instruments Phils. Corp.	001	2023-12-31	358,918.00	358,918.00	0.00	0.00	0.00	358,918.00	0.00	0.00	
Actimed Healthcare Technologies, Inc.	117	2023-12-31	35,000.00	35,000.00	35,000.00	0.00	0.00	0.00	0.00	0.00	
Albertrade Enterprises Corporation	001	2023-12-31	230,888.00	230,888.00	230,888.00	0.00	0.00	0.00	0.00	0.00	
ALDIE H. FAJARDO	002	2023-12-31	12,096.00	12,096.00	12,096.00	0.00	0.00	0.00	0.00	0.00	
ALDIE H. FAJARDO	055	2023-12-31	12,096.00	12,096.00	12,096.00	0.00	0.00	0.00	0.00	0.00	
ALELI T. NOLASCO	006	2023-12-31	836.00	836.00	836.00	0.00	0.00	0.00	0.00	0.00	
Ambica Intenational Corporation	001	2023-12-31	4,843,300.00	4,843,300.00	4,843,300.00	0.00	0.00	0.00	0.00	0.00	
AMI Equipment Services and Solutions Inc	104	2023-12-31	1,256,000.00	1,256,000.00	1,256,000.00	0.00	0.00	0.00	0.00	0.00	
ANTHONY EMMANUEL T. GARCIA, RN, MPM	001	2023-12-31	1,440.00	1,440.00	1,440.00	0.00	0.00	0.00	0.00	0.00	
Anthony Garcia	102	2023-12-31	7,316.00	7,316.00	7,316.00	0.00	0.00	0.00	0.00	0.00	
ARROWTEK CORPORATION	75209	2023-12-31	809,300.00	809,300.00	0.00	809,300.00	0.00	0.00	0.00	0.00	
Bataan Manufacturing Co., Inc.	042	2023-12-31	35,600.00	35,600.00	35,600.00	0.00	0.00	0.00	0.00	0.00	
BIOCARE HEALTH RESOURCES, INC.	75369	2023-12-31	58,157.00	58,157.00	0.00	58,157.00	0.00	0.00	0.00	0.00	
Biosite Medical Instruments	118	2023-12-31	160,000.00	160,000.00	160,000.00	0.00	0.00	0.00	0.00	0.00	
BIOSITE MEDICAL INSTRUMENTS	75288	2023-12-31	8,822,796.64	8,822,796.64	8,822,796.64	0.00	0.00	0.00	0.00	0.00	
Biosyn Healthcare Systems, Inc.	75701	2023-12-31	9,800,000.00	9,800,000.00	9,800,000.00	0.00	0.00	0.00	0.00	0.00	
Biowater Systems Water Purification Services	75261	2023-12-31	26,400.00	26,400.00	26,400.00	0.00	0.00	0.00	0.00	0.00	
BNAR ENTERPRISES	74444	2023-12-31	55,740.10	55,740.10	55,740.10	0.00	0.00	0.00	0.00	0.00	

Department : Budgetary Support to Government Corporations (BSGC)
 Agency/Entity : Philippine Children's Medical Center
 Operating Unit : < not applicable >
 Organization Code (UACS) : 35 027 0000000
 Fund Cluster : 01 - Regular Agency Fund

Name of Creditors	Obligation Request and Status			AGING OF UNPAID OBLIGATIONS										Remarks
	Number	Date	Amount	Amount	90 days & below	91 to 180 days	181 to 270 days	271 to 365/366 days	More than 1 year but less than 2 years	More than 2 years				
												5=(6+7+8+9+10+11)	6	
BITESKY ENTERPRISES	74847	2023-12-31	114,656.00	114,656.00	114,656.00	0.00	0.00	0.00	0.00	0.00	0.00	0.00		
Bureau of the Treasury	074	2023-12-31	1,381,668.00	1,381,668.00	1,381,668.00	0.00	0.00	0.00	0.00	0.00	0.00	0.00		
C. ORTEGA GENERAL MERCHANDISE	75565	2023-12-31	20,261.57	20,261.57	0.00	20,261.57	0.00	0.00	0.00	0.00	0.00	0.00		
CARDAD M. SANTOS, MD	015	2023-12-31	3,500.00	3,500.00	3,500.00	0.00	0.00	0.00	0.00	0.00	0.00	0.00		
CAROLYN T. MADARIAGA	039	2023-12-31	576.80	576.80	576.80	0.00	0.00	0.00	0.00	0.00	0.00	0.00		
CATHERINE S MOMORACION	049	2023-12-31	2,000.00	2,000.00	2,000.00	0.00	0.00	0.00	0.00	0.00	0.00	0.00		
Cedick P. Gacusan	034	2023-12-31	2,000.00	2,000.00	2,000.00	0.00	0.00	0.00	0.00	0.00	0.00	0.00		
CENTER POINT SALES & TRADING, INC.,	75683	2023-12-31	224,362.25	224,362.25	224,362.25	0.00	0.00	0.00	0.00	0.00	0.00	0.00		
CERTICON-CERTIFIED PEST CONTROL SERVICES	076	2023-12-31	88,088.00	88,088.00	88,088.00	0.00	0.00	0.00	0.00	0.00	0.00	0.00		
CHARITO L. MAIQUEZ	003	2023-12-31	2,160.00	2,160.00	2,160.00	0.00	0.00	0.00	0.00	0.00	0.00	0.00		
CHARITO L. MAIQUEZ	004	2023-12-31	1,800.00	1,800.00	1,800.00	0.00	0.00	0.00	0.00	0.00	0.00	0.00		
CHARITO L. MAIQUEZ	013	2023-12-31	1,800.00	1,800.00	1,800.00	0.00	0.00	0.00	0.00	0.00	0.00	0.00		
CHARITO L. MAIQUEZ	021	2023-12-31	3,500.00	3,500.00	3,500.00	0.00	0.00	0.00	0.00	0.00	0.00	0.00		
CHRISTOPHER MICHAEL D. PARRILLA	012	2023-12-31	16,225.56	16,225.56	16,225.56	0.00	0.00	0.00	0.00	0.00	0.00	0.00		
CITIMINDS MARKETING	75776	2023-12-31	394,828.00	394,828.00	276,828.00	118,000.00	0.00	0.00	0.00	0.00	0.00	0.00		
COMMISSION ON AUDIT	075	2023-12-31	30,847.60	30,847.60	30,847.60	0.00	0.00	0.00	0.00	0.00	0.00	0.00		
CONTEL COMMUNICATION INC.	058	2023-12-31	32,080.00	32,080.00	32,080.00	0.00	0.00	0.00	0.00	0.00	0.00	0.00		
CONVERGE INFORMATION AND COMMUNICATIONS TECHNOLOGY SOLUTIONS, INC	056	2023-12-31	340,928.00	340,928.00	340,928.00	0.00	0.00	0.00	0.00	0.00	0.00	0.00		
CROSSFADE VIDEO ALTERNATIVES	062	2023-12-31	45,000.00	45,000.00	45,000.00	0.00	0.00	0.00	0.00	0.00	0.00	0.00		
CUJISIA-CRUZ, ERLINDA SUSANA S.	072	2023-12-31	9,861.96	9,861.96	9,861.96	0.00	0.00	0.00	0.00	0.00	0.00	0.00		
Daniel E. David	033	2023-12-31	2,000.00	2,000.00	2,000.00	0.00	0.00	0.00	0.00	0.00	0.00	0.00		
DARLENE R. PECACHE	018	2023-12-31	85,018.45	85,018.45	85,018.45	0.00	0.00	0.00	0.00	0.00	0.00	0.00		
DARLENE R. PECACHE	073	2023-12-31	30,053.75	30,053.75	30,053.75	0.00	0.00	0.00	0.00	0.00	0.00	0.00		
DOH-PBC	040	2023-12-31	141,000.00	141,000.00	141,000.00	0.00	0.00	0.00	0.00	0.00	0.00	0.00		
DR. EPHARAIM ANGELO H. BAUTISTA	035	2023-12-31	3,900.00	3,900.00	3,900.00	0.00	0.00	0.00	0.00	0.00	0.00	0.00		
ENGR. DANIEL E. DAVID	008	2023-12-31	1,840.92	1,840.92	1,840.92	0.00	0.00	0.00	0.00	0.00	0.00	0.00		
ENGR. DANIEL E. DAVID	011	2023-12-31	894.00	894.00	894.00	0.00	0.00	0.00	0.00	0.00	0.00	0.00		
ENGR. DANIEL E. DAVID	078	2023-12-31	970,621.32	970,621.32	970,621.32	0.00	0.00	0.00	0.00	0.00	0.00	0.00		

Department : Budgetary Support to Government Corporations (BSGC)
 Agency/Entity : Philippine Children's Medical Center
 Operating Unit : < not applicable >
 Organization Code (UACS) : 35 027 0000000
 Fund Cluster : 01 - Regular Agency Fund

Name of Creditors	Obligation Request and Status			AGING OF UNPAID OBLIGATIONS											Remarks
	Number	Date	Amount	Amount	90 days & below	91 to 180 days	181 to 270 days	271 to 365/366 days	More than 1 year but less than 2 years	More than 2 years					
													5=(6+7+8+9+10+11)	6	
ERLINDA SUSANA C. CUISIA-CRUZ	029	2023-12-31	6,500.00	6,500.00	6,500.00	0.00	0.00	0.00	0.00	0.00	0.00	0.00	0.00		
EVANGELINE B. VILLANUEVA, MD	031	2023-12-31	4,000.00	4,000.00	4,000.00	0.00	0.00	0.00	0.00	0.00	0.00	0.00	0.00		
FLORENTINA UY-TY, MD, MPH	019	2023-12-31	141,020.26	141,020.26	141,020.26	0.00	0.00	0.00	0.00	0.00	0.00	0.00	0.00		
GLOBE TELECOM,INC	053	2023-12-31	21,589.90	21,589.90	21,589.90	0.00	0.00	0.00	0.00	0.00	0.00	0.00	0.00		
Hi-M Solutek Philippines	106	2023-12-31	28,700.00	28,700.00	28,700.00	0.00	0.00	0.00	0.00	0.00	0.00	0.00	0.00		
Hundred Folds Industries Corp	149	2023-12-31	662,500.00	662,500.00	662,500.00	0.00	0.00	0.00	0.00	0.00	0.00	0.00	0.00		
IDS Medical Systems Philippines	150	2023-12-31	36,000.00	36,000.00	36,000.00	0.00	0.00	0.00	0.00	0.00	0.00	0.00	0.00		
IDS Medical Systems Philippines Inc	119	2023-12-31	71,000.00	71,000.00	71,000.00	0.00	0.00	0.00	0.00	0.00	0.00	0.00	0.00		
Innomed Systems, Inc	121	2023-12-31	10,000.00	10,000.00	10,000.00	0.00	0.00	0.00	0.00	0.00	0.00	0.00	0.00		
IREC MEMBERS- NON INSTITUTIONAL	064	2023-12-31	103,333.33	103,333.33	103,333.33	0.00	0.00	0.00	0.00	0.00	0.00	0.00	0.00		
JESUS NAZARENO J. VELASCO, MD	014	2023-12-31	18,767.76	18,767.76	18,767.76	0.00	0.00	0.00	0.00	0.00	0.00	0.00	0.00		
JESUS NAZARENO J. VELASCO, MD	016	2023-12-31	55,672.17	55,672.17	55,672.17	0.00	0.00	0.00	0.00	0.00	0.00	0.00	0.00		
JESUS NAZARENO J. VELASCO, MD	068	2023-12-31	10,000.00	10,000.00	10,000.00	0.00	0.00	0.00	0.00	0.00	0.00	0.00	0.00		
JEWEL CRAFTERS OPC	061	2023-12-31	103,500.00	103,500.00	103,500.00	0.00	0.00	0.00	0.00	0.00	0.00	0.00	0.00		
JIMENEZ, EDLYN B. ET AL.	071	2023-12-31	120,600.00	120,600.00	120,600.00	0.00	0.00	0.00	0.00	0.00	0.00	0.00	0.00		
JON CARLO CABUG	066	2023-12-31	5,000.00	5,000.00	5,000.00	0.00	0.00	0.00	0.00	0.00	0.00	0.00	0.00		
Jordai Medical Systems, Inc	043	2023-12-31	8,490.00	8,490.00	8,490.00	0.00	0.00	0.00	0.00	0.00	0.00	0.00	0.00		
JUVY MARTILLOS-SY, MHA, RND, RDN	005	2023-12-31	18,686.00	18,686.00	18,686.00	0.00	0.00	0.00	0.00	0.00	0.00	0.00	0.00		
KALINISAN WORKERS SERVICE COOPERATIVE	093	2023-12-31	471,612.29	471,612.29	471,612.29	0.00	0.00	0.00	0.00	0.00	0.00	0.00	0.00		
Kamani, Inc.	107	2023-12-31	4,073.00	4,073.00	4,073.00	0.00	0.00	0.00	0.00	0.00	0.00	0.00	0.00		
KPI Elevators Inc	108	2023-12-31	1,421,128.61	1,421,128.61	1,421,128.61	0.00	0.00	0.00	0.00	0.00	0.00	0.00	0.00		
LINDE PHILIPPINES,INC	044	2023-12-31	174,496.00	174,496.00	174,496.00	0.00	0.00	0.00	0.00	0.00	0.00	0.00	0.00		
Lung Center of the Philippines	041	2023-12-31	90,182.00	90,182.00	90,182.00	0.00	0.00	0.00	0.00	0.00	0.00	0.00	0.00		
MA LUCILA M. PEREZ, MD	017	2023-12-31	41,949.67	41,949.67	41,949.67	0.00	0.00	0.00	0.00	0.00	0.00	0.00	0.00		
MA LUCILA M. PEREZ, MD	067	2023-12-31	14,190.00	14,190.00	14,190.00	0.00	0.00	0.00	0.00	0.00	0.00	0.00	0.00		
MA LUCILA M. PEREZ, MD	070	2023-12-31	103,000.00	103,000.00	103,000.00	0.00	0.00	0.00	0.00	0.00	0.00	0.00	0.00		
Manila Electric Company	047	2023-12-31	1,253,745.00	1,253,745.00	1,253,745.00	0.00	0.00	0.00	0.00	0.00	0.00	0.00	0.00		
MARIA BEATRIZ P. GEYTE, MD	069	2023-12-31	15,742.02	15,742.02	15,742.02	0.00	0.00	0.00	0.00	0.00	0.00	0.00	0.00		
MECH-AIR SYSTEMS CORPORATION	079	2023-12-31	4,563,572.26	4,563,572.26	4,563,572.26	0.00	0.00	0.00	0.00	0.00	0.00	0.00	0.00		

Department : Budgetary Support to Government Corporations (BSGC)
 Agency/Entity : Philippine Children's Medical Center
 Operating Unit : < not applicable >
 Organization Code (UACS) : 35 027 000000
 Fund Cluster : 01 - Regular Agency Fund


Name of Creditors	Obligation Request and Status			AGING OF UNPAID OBLIGATIONS									Remarks
	Number	Date	Amount	Amount	90 days & below	91 to 180 days	181 to 270 days	271 to 365/366 days	More than 1 year but less than 2 years	More than 2 years			
				S=(6+7+8+9+10+11)	6	7	8	9	10	11	12		
Medev Medical Devices Corporation	130	2023-12-31	35,000.00	35,000.00	35,000.00	0.00	0.00	0.00	0.00	0.00	0.00		
Medical City	036	2023-12-31	179,032.20	179,032.20	179,032.20	0.00	0.00	0.00	0.00	0.00	0.00		
Medlines Distributors, Inc	123	2023-12-31	707,000.00	707,000.00	707,000.00	0.00	0.00	0.00	0.00	0.00	0.00		
Medlines Distributors Inc	152	2023-12-31	33,000.00	33,000.00	33,000.00	0.00	0.00	0.00	0.00	0.00	0.00		
Medmaster	122	2023-12-31	402,000.00	402,000.00	402,000.00	0.00	0.00	0.00	0.00	0.00	0.00		
Medtronx	131	2023-12-31	378,500.00	378,500.00	378,500.00	0.00	0.00	0.00	0.00	0.00	0.00		
MELALIH SIONZON	052	2023-12-31	1,000.00	1,000.00	1,000.00	0.00	0.00	0.00	0.00	0.00	0.00		
MGR Consumer Goods Trading	063	2023-12-31	3,059.00	3,059.00	3,059.00	0.00	0.00	0.00	0.00	0.00	0.00		
NPK Medical Trading, inc	132	2023-12-31	40,000.00	40,000.00	40,000.00	0.00	0.00	0.00	0.00	0.00	0.00		
P&H Merchandising Corporation	115	2023-12-31	15,000.00	15,000.00	15,000.00	0.00	0.00	0.00	0.00	0.00	0.00		
PACHOT GENERAL MERCHANDISE	060	2023-12-31	245,100.00	245,100.00	245,100.00	0.00	0.00	0.00	0.00	0.00	0.00		
Patricia Y. Mejia, MD	032	2023-12-31	4,000.00	4,000.00	4,000.00	0.00	0.00	0.00	0.00	0.00	0.00		
PCMC MULTI-PURPOSE COOPERATIVE	024	2023-12-31	7,518.00	7,518.00	7,518.00	0.00	0.00	0.00	0.00	0.00	0.00		
Pediatric Blood Center	037	2023-12-31	17,485.00	17,485.00	17,485.00	0.00	0.00	0.00	0.00	0.00	0.00		
Pentagon Gas Corporation	133	2023-12-31	6,960.00	6,960.00	6,960.00	0.00	0.00	0.00	0.00	0.00	0.00		
PENTAGON GAS CORPORATION	045	2023-12-31	253,400.00	253,400.00	253,400.00	0.00	0.00	0.00	0.00	0.00	0.00		
PENTAGON GAS CORPORATION	046	2023-12-31	47,070.00	47,070.00	47,070.00	0.00	0.00	0.00	0.00	0.00	0.00		
PHILIPPINE HEART CENTER	038	2023-12-31	75,859.00	75,859.00	75,859.00	0.00	0.00	0.00	0.00	0.00	0.00		
Philippine Society of Newborn Medicine, Inc.	020	2023-12-31	24,500.00	24,500.00	24,500.00	0.00	0.00	0.00	0.00	0.00	0.00		
PHILIPPINE SOCIETY OF NEWBORN MEDICINE, INC.	030	2023-12-31	66,500.00	66,500.00	66,500.00	0.00	0.00	0.00	0.00	0.00	0.00		
PHILIPPINE SOCIETY OF PATHOLOGISTS, INC.	025	2023-12-31	4,000.00	4,000.00	4,000.00	0.00	0.00	0.00	0.00	0.00	0.00		
PHILIPPINE SOCIETY OF PATHOLOGISTS, INC.	026	2023-12-31	4,000.00	4,000.00	4,000.00	0.00	0.00	0.00	0.00	0.00	0.00		
PHILIPPINE SOCIETY OF PATHOLOGISTS, INC.	027	2023-12-31	4,000.00	4,000.00	4,000.00	0.00	0.00	0.00	0.00	0.00	0.00		
PHILIPPINE SOCIETY OF PATHOLOGISTS, INC.	028	2023-12-31	4,000.00	4,000.00	4,000.00	0.00	0.00	0.00	0.00	0.00	0.00		
PLDT INC.	048	2023-12-31	73,954.50	73,954.50	73,954.50	0.00	0.00	0.00	0.00	0.00	0.00		
PLDT INC.	057	2023-12-31	579,166.58	579,166.58	579,166.58	0.00	0.00	0.00	0.00	0.00	0.00		
PRC COURIER & MAINTENANCE SERVICES	095	2023-12-31	1,880,556.03	1,880,556.03	1,880,556.03	0.00	0.00	0.00	0.00	0.00	0.00		
Primed Medix Enterprises	134	2023-12-31	73,555.72	73,555.72	73,555.72	0.00	0.00	0.00	0.00	0.00	0.00		
Q-Trade Corporation	135	2023-12-31	35,000.00	35,000.00	35,000.00	0.00	0.00	0.00	0.00	0.00	0.00		


Department : Budgetary Support to Government Corporations (BSGC)
 Agency/Entity : Philippine Children's Medical Center
 Operating Unit : < not applicable >
 Organization Code (UACS) : 35 027 0000000
 Fund Cluster : 01 - Regular Agency Fund

Name of Creditors	Obligation Request and Status			AGING OF UNPAID OBLIGATIONS										Remarks
	Number	Date	Amount	Amount	90 days & below	91 to 180 days	181 to 270 days	271 to 365/366 days	More than 1 year but less than 2 years	More than 2 years				
												5=(6+7+8+9+10+11)	6	
R.A. LANTING SECURITY & INVESTIGATION AGENCY	097	2023-12-31	1,315,378.62	1,315,378.62	1,315,378.62	0.00	0.00	0.00	0.00	0.00	0.00	0.00		
Remax	138	2023-12-31	36,375.00	36,375.00	36,375.00	0.00	0.00	0.00	0.00	0.00	0.00	0.00		
Respicare Enterprises Inc	136	2023-12-31	581,040.00	581,040.00	581,040.00	0.00	0.00	0.00	0.00	0.00	0.00	0.00		
Robenj Biomedical Equipment Services and Technology	137	2023-12-31	172,000.00	172,000.00	172,000.00	0.00	0.00	0.00	0.00	0.00	0.00	0.00		
SERVO-TREAT PHILIPPINES, INC.	077	2023-12-31	260,000.00	260,000.00	260,000.00	0.00	0.00	0.00	0.00	0.00	0.00	0.00		
Siemens Health Care, Inc	141	2023-12-31	1,348,593.00	1,348,593.00	1,348,593.00	0.00	0.00	0.00	0.00	0.00	0.00	0.00		
Siemens Health Care, Inc	153	2023-12-31	126,736.00	126,736.00	126,736.00	0.00	0.00	0.00	0.00	0.00	0.00	0.00		
Solid Business Machine Center Inc	139	2023-12-31	14,622.00	14,622.00	14,622.00	0.00	0.00	0.00	0.00	0.00	0.00	0.00		
SONIA B. GONZALEZ	050	2023-12-31	6,598.00	6,598.00	6,598.00	0.00	0.00	0.00	0.00	0.00	0.00	0.00		
SONIA B. GONZALEZ, MD	009	2023-12-31	13,036.48	13,036.48	13,036.48	0.00	0.00	0.00	0.00	0.00	0.00	0.00		
SONIA B. GONZALEZ, MD	010	2023-12-31	9,127.00	9,127.00	9,127.00	0.00	0.00	0.00	0.00	0.00	0.00	0.00		
SORAYA A. ALVARADO	007	2023-12-31	977.00	977.00	977.00	0.00	0.00	0.00	0.00	0.00	0.00	0.00		
Superserve Corporation	116	2023-12-31	368,000.00	368,000.00	368,000.00	0.00	0.00	0.00	0.00	0.00	0.00	0.00		
The Pharmedic Corporation	146	2023-12-31	4,899,999.00	4,899,999.00	4,899,999.00	0.00	0.00	0.00	0.00	0.00	0.00	0.00		
TRADITION CATERING SERVICES OPC	022	2023-12-31	2,500.00	2,500.00	2,500.00	0.00	0.00	0.00	0.00	0.00	0.00	0.00		
TRADITION CATERING SERVICES OPC	023	2023-12-31	1,000.00	1,000.00	1,000.00	0.00	0.00	0.00	0.00	0.00	0.00	0.00		
U-BIX CORPORATION	059	2023-12-31	271,263.28	271,263.28	271,263.28	0.00	0.00	0.00	0.00	0.00	0.00	0.00		
VARIOUS CONSULTANTS	098	2023-12-31	1,532,515.00	1,532,515.00	1,532,515.00	0.00	0.00	0.00	0.00	0.00	0.00	0.00		
Various Employees	157	2023-12-31	78,448.24	78,448.24	78,448.24	0.00	0.00	0.00	0.00	0.00	0.00	0.00		
Various JO	085	2023-12-31	2,720,297.78	2,720,297.78	2,720,297.78	0.00	0.00	0.00	0.00	0.00	0.00	0.00		
various suppliers	154	2023-12-31	1,190,217.00	1,190,217.00	1,190,217.00	0.00	0.00	0.00	0.00	0.00	0.00	0.00		
various suppliers	2023	2023-12-31	386,082,931.45	386,082,931.44	219,930,353.98	42,807,025.99	53,821,566.55	9,164,578.05	60,359,406.87	0.00	0.00	0.00		
Vivabest Corporation	147	2023-12-31	2,400.00	2,400.00	2,400.00	0.00	0.00	0.00	0.00	0.00	0.00	0.00		
VIVABEST CORPORATION	103	2023-12-31	107,773.00	107,773.00	107,773.00	0.00	0.00	0.00	0.00	0.00	0.00	0.00		
Zuellig Pharma Corporation	148	2023-12-31	25,000.00	25,000.00	25,000.00	0.00	0.00	0.00	0.00	0.00	0.00	0.00		
Sub-total			455,458,618.53	455,458,618.52	278,980,772.98	43,888,669.56	53,821,566.55	9,523,496.05	69,244,113.38	0.00	0.00	0.00		
A.2 Prior Years' Appropriations			6,487,470.00	6,487,470.00	1,508,000.00	4,898,000.00	0.00	0.00	81,470.00	0.00	0.00	0.00		
Maintenance and Other Operating Expenses			6,487,470.00	6,487,470.00	1,508,000.00	4,898,000.00	0.00	0.00	81,470.00	0.00	0.00	0.00		

Department : Budgetary Support to Government Corporations (BSGC)
 Agency/Entity : Philippine Children's Medical Center
 Operating Unit : < not applicable >
 Organization Code (UACS) : 35 027 0000000
 Fund Cluster : 01 - Regular Agency Fund


Name of Creditors	Obligation Request and Status			AGING OF UNPAID OBLIGATIONS							Remarks
	Number	Date	Amount	Amount	90 days & below	91 to 180 days	181 to 270 days	271 to 365/366 days	More than 1 year but less than 2 years	More than 2 years	
	2	3	4	5=(6+7+8+9+10+11)	6	7	8	9	10	11	
A.M. Arzuza Enterprises, Inc	72817	2022-12-31	81,470.00	81,470.00	0.00	0.00	0.00	0.00	81,470.00	0.00	
Asya Medika, Inc.	73222	2023-12-31	6,406,000.00	6,406,000.00	1,508,000.00	4,898,000.00	0.00	0.00	0.00	0.00	
Sub-total			6,487,470.00	6,487,470.00	1,508,000.00	4,898,000.00	0.00	0.00	81,470.00	0.00	
Total			461,946,088.53	461,946,088.52	280,488,772.98	48,786,669.56	53,821,566.55	9,523,496.15	69,325,583.38	0.00	
B. Not Yet Due and Demandable Obligations*			199,727,785.79	199,727,785.79	199,727,785.79	0.00	0.00	0.00	0.00	0.00	
B.1 Current Year's Appropriations			16,566,337.00	16,566,337.00	16,566,337.00	0.00	0.00	0.00	0.00	0.00	
Maintenance and Other Operating Expenses			16,566,337.00	16,566,337.00	16,566,337.00	0.00	0.00	0.00	0.00	0.00	
VARIOUS SUPPLIERS	009	2023-12-31	16,566,337.00	16,566,337.00	16,566,337.00	0.00	0.00	0.00	0.00	0.00	
Sub-total			16,566,337.00	16,566,337.00	16,566,337.00	0.00	0.00	0.00	0.00	0.00	
B.2 Prior Years' Appropriations			183,161,448.79	183,161,448.79	183,161,448.79	0.00	0.00	0.00	0.00	0.00	
Maintenance and Other Operating Expenses			183,161,448.79	183,161,448.79	183,161,448.79	0.00	0.00	0.00	0.00	0.00	
ACS Development and Property Managers Inc.	005	2023-12-31	8,551,291.00	8,551,291.00	8,551,291.00	0.00	0.00	0.00	0.00	0.00	
AD PINEDA CONSTRUCTION	006	2023-12-31	8,580,000.00	8,580,000.00	8,580,000.00	0.00	0.00	0.00	0.00	0.00	
J.D. Legaspi	001	2023-12-31	5,434,092.07	5,434,092.07	5,434,092.07	0.00	0.00	0.00	0.00	0.00	
OSCAR R. RUIVIVAR (ORRA)	002	2023-12-31	62,920,265.92	62,920,265.92	62,920,265.92	0.00	0.00	0.00	0.00	0.00	
OSCAR R. RUIVIVAR (ORRA)	003	2023-12-31	35,528,516.80	35,528,516.80	35,528,516.80	0.00	0.00	0.00	0.00	0.00	
Various Suppliers	008	2023-12-31	2,200,000.00	2,200,000.00	2,200,000.00	0.00	0.00	0.00	0.00	0.00	
VARIOUS SUPPLIERS	004	2023-12-31	29,074,383.00	29,074,383.00	29,074,383.00	0.00	0.00	0.00	0.00	0.00	
VARIOUS SUPPLIERS	007	2023-12-31	30,872,900.00	30,872,900.00	30,872,900.00	0.00	0.00	0.00	0.00	0.00	
Sub-total			183,161,448.79	183,161,448.79	183,161,448.79	0.00	0.00	0.00	0.00	0.00	
Total			199,727,785.79	199,727,785.79	199,727,785.79	0.00	0.00	0.00	0.00	0.00	
GRAND TOTAL			661,673,874.32	661,673,874.31	480,216,558.77	48,786,669.56	53,821,566.55	9,523,496.15	69,325,583.38	0.00	
Total Current Year Appropriations			472,024,955.53	472,024,955.52	295,547,109.98	43,888,669.56	53,821,566.55	9,523,496.15	69,244,113.38	0.00	
Total Prior Years' Appropriations			189,648,918.79	189,648,918.79	184,669,448.79	4,898,000.00	0.00	0.00	81,470.00	0.00	

Certified Correct:

 MARY ANN C. OFELISA LAGAYAN
 Budget Officer IV
 Date: January 29, 2023

Certified Correct:

 LEAH M. VILLALOBOS
 Chief Accountant
 Date: January 29, 2023

Recommending Approval By:

 CECILIA O. GAN DE MNSA
 Deputy Executive Director for Hospital Support Services
 Date: January 29, 2023

Approved By:

 SONIA B. GONZALES, MD, MScPH, MPH
 Executive Director
 Date: January 29, 2023

STATEMENT OF APPROPRIATIONS, ALLOTMENTS, OBLIGATIONS, DISBURSEMENTS AND BALANCES
As at the Quarter Ending September 30, 2023

Department : Budgetary Support to Government Corporations
Agency/Entity : Philippine Children's Medical Center
Operating Unit : < not applicable >
Organization Code (UACB) : 35 027 0000000
Fund Cluster : 01 - Regular Agency Fund

X Current Year Appropriations
Supplemental Appropriations
Continuing Appropriations

(e.g. UACS Fund Cluster: 01-Regular Agency Fund, 02-Foreign Assisted Projects Fund, 03-Special Account-Locally Funded/Domestic Grants Fund, and 04-Special Account-Foreign Assisted/Foreign Grants Fund)

Table with columns: Particulars, UACS CODE, Appropriations, Allotments, Current Year Obligations, Current Year Disbursements, Balances. Includes rows for L Agency Specific Budget, Operations, HOSPITAL SERVICES PROGRAM, etc.

This report was generated using the Unified Reporting System on October 27, 2023 6:20 PM. Status: SUBMITTED

Department : Budgetary Support to Government Corporations
Agency/Entity : Philippine Children's Medical Center
Operating Unit : < not applicable >
Organization Code (UACS) : 35 027 0000000
Fund Cluster : 01 - Regular Agency Fund

X Current Year Appropriations
Supplemental Appropriations
Continuing Appropriations

(e.g. UACS Fund Cluster: 01-Regular Agency Fund, 02-Foreign Assisted Projects Fund, 03-Special Account-Locally Funded/Domestic Grants Fund, and 04-Special Account-Foreign Assisted/Foreign Grants Fund)

Table with columns: Particulars, UACS CODE, Appropriations, Allotments, Current Year Obligations, Current Year Disbursements, Balances. Includes rows for charged against R.A. Nos. 11465 and 11494, GRAND TOTAL, etc.

This report was generated using the Unified Reporting System on October 27, 2023 6:20 PM. Status: SUBMITTED

Certified Correct: [Signature]
MARY ANN L. LARAYAN
Budget Officer IV
Date: October 27, 2023 06:07 PM

Certified Correct: [Signature]
ODITHA M. LUCAS, CPA
Department Manager, Finance Services Department
Date: October 27, 2023 06:07 PM

Recommended Approval By: [Signature]
CECLIA O. GARCIA, MESA
Deputy Executive Director for Hospital Support Services
Date:

Approved By: [Signature]
SONIA B. GONZALEZ, MD, MPH, CHM, MPM
Executive Director
Date:

This report was generated using the Unified Reporting System on October 27, 2023 6:20 PM. Status: SUBMITTED

SUMMARY OF APPROPRIATIONS, ALLOTMENTS, OBLIGATIONS, DISBURSEMENTS AND BALANCES BY OBJECT OF EXPENDITURES
As at the Quarter Ending September 30, 2023


Department : Budgetary Support to Government Corporations
 Agency/Entity : Philippine Children's Medical Center
 Operating Unit : < not applicable >
 Organization Code (UACS) : 35 027 0000000
 Fund Cluster : 01 - Regular Agency Fund
 (e.g. UACS Fund Cluster: 01-Regular Agency Fund, 02-Foreign Assisted Projects Fund, 03-Special Account-Locally Funded/Domestic Grants Fund, and 04-Special Account-Foreign Assisted/Foreign Grants Fund)

X	Current Year Appropriations
	Supplemental Appropriations
	Continuing Appropriations

Particulars	UACS CODE	Appropriations		Allotments		Obligations					Disbursements				Balances								
		Authorized Appropriations	Adjusted Appropriations	Allotments Received	Adjusted Allotments	1st Quarter Ending March 31	2nd Quarter Ending June 30	3rd Quarter Ending September 30	4th Quarter Ending December 31	Total	1st Quarter Ending March 31	2nd Quarter Ending June 30	3rd Quarter Ending September 30	4th Quarter Ending December 31	Total	Unreleased Appropriations	Unobligated Allotments	Unpaid Obligations (15-20)+(23+24)					
		4	5=(3+4)	6	7	8	9	10=(8+(-)(7)-8+9)	11	12	13	14	15=(11+12+13+14)	16	17	18	19	20=(16+17+18+19)	21=(5-10)	22=(10-15)	23	24	
SUMMARY		2,086,078,000.00	0.00	2,086,078,000.00	2,086,078,000.00	0.00	0.00	0.00	2,086,078,000.00	559,868,000.00	328,625,000.00	260,055,000.00	0.00	1,135,548,000.00	198,579,000.00	348,820,000.00	343,977,000.00	0.00	891,376,000.00	0.00	950,532,000.00	0.00	244,170,000.00
A. AGENCY SPECIFIC BUDGET		2,086,078,000.00	0.00	2,086,078,000.00	2,086,078,000.00	0.00	0.00	0.00	2,086,078,000.00	559,868,000.00	328,625,000.00	260,055,000.00	0.00	1,135,548,000.00	198,579,000.00	348,820,000.00	343,977,000.00	0.00	891,376,000.00	0.00	950,532,000.00	0.00	244,170,000.00
Maintenance and Other Operating Expenses		2,086,078,000.00	0.00	2,086,078,000.00	2,086,078,000.00	0.00	0.00	0.00	2,086,078,000.00	559,868,000.00	328,625,000.00	260,055,000.00	0.00	1,135,548,000.00	198,579,000.00	348,820,000.00	343,977,000.00	0.00	891,376,000.00	0.00	950,532,000.00	0.00	244,170,000.00
Financial Assistance/Subsidy		2,086,078,000.00	0.00	2,086,078,000.00	2,086,078,000.00	0.00	0.00	0.00	2,086,078,000.00	559,868,000.00	328,625,000.00	260,055,000.00	0.00	1,135,548,000.00	198,579,000.00	348,820,000.00	343,977,000.00	0.00	891,376,000.00	0.00	950,532,000.00	0.00	244,170,000.00
Budgetary Support to Government-Owned and/or	5021404000	2,086,078,000.00	0.00	2,086,078,000.00	2,086,078,000.00	0.00	0.00	0.00	2,086,078,000.00	559,868,000.00	328,625,000.00	260,055,000.00	0.00	1,135,548,000.00	198,579,000.00	348,820,000.00	343,977,000.00	0.00	891,376,000.00	0.00	950,532,000.00	0.00	244,170,000.00
Subsidy Support to Operations of GOCCs	5021404001	2,086,078,000.00	0.00	2,086,078,000.00	2,086,078,000.00	0.00	0.00	0.00	2,086,078,000.00	559,868,000.00	328,625,000.00	260,055,000.00	0.00	1,135,548,000.00	198,579,000.00	348,820,000.00	343,977,000.00	0.00	891,376,000.00	0.00	950,532,000.00	0.00	244,170,000.00
GRAND TOTAL		2,086,078,000.00	0.00	2,086,078,000.00	2,086,078,000.00	0.00	0.00	0.00	2,086,078,000.00	559,868,000.00	328,625,000.00	260,055,000.00	0.00	1,135,548,000.00	198,579,000.00	348,820,000.00	343,977,000.00	0.00	891,376,000.00	0.00	950,532,000.00	0.00	244,170,000.00


Certified Correct:

 MARY ANN S. LIM
 Budget Officer
 Date: October 27, 2023 09:05 PM

Certified Correct:

 CECELIA O. GONZALEZ, CPA
 Department Manager, Financial Services Department
 Date: October 27, 2023 09:05 PM

Recommending Approval By:

 CECELIA O. GONZALEZ, MHA
 Deputy Executive Director for Hospital Support Services
 Date:

Approved By:

 SONJA B. GONZALEZ, MD, MPH, MFM
 Executive Director
 Date:

SUMMARY OF APPROPRIATIONS, ALLOTMENTS, OBLIGATIONS, DISBURSEMENTS AND BALANCES BY OBJECT OF EXPENDITURES
As at the Quarter Ending September 30, 2023

Department : Budgetary Support to Government Corporations
 Agency/Entity : Philippine Children's Medical Center
 Operating Unit : < not applicable >
 Organization Code (UACS) : 35 027 0000000
 Fund Cluster : 01 - Regular Agency Fund

	Current Year Appropriations
	Supplemental Appropriations
X	Continuing Appropriations

(e.g. UACS Fund Cluster: 01-Regular Agency Fund, 02-Foreign Assisted Projects Fund, 03-Special Account-Locally Funded/Domestic Grants Fund, and 04-Special Account-Foreign Assisted/Foreign Grants Fund)

Particulars	UACS CODE	Appropriations			Allotments			Obligations				Disbursements				Balances							
		Authorized Appropriations	Adjustments (Transfer To/From, Modifications/ Augmentations)	Adjusted Appropriations	Allotments Received	Adjustments (Reductions, Modifications/ Augmentations)	Transfer To	Transfer From	Adjusted Allotments	1st Quarter Ending March 31	2nd Quarter Ending June 30	3rd Quarter Ending September 30	4th Quarter Ending December 31	Total	1st Quarter Ending March 31	2nd Quarter Ending June 30	3rd Quarter Ending September 30	4th Quarter Ending December 31	Total	Unreleased Appropriations	Unobligated Allotments	Unpaid Obligations (15-20)=(23+24)	
		3	4	5=(3+4)	6	7	8	9	10=(8+(-)7)-5+6	11	12	13	14	15=(11+12+13+14)	16	17	18	19	20=(16+17+18+19)	21=(5-15)	22=(10-15)	23	24
SUMMARY		2,208,835,000.00	0.00	2,208,835,000.00	2,208,835,000.00	0.00	0.00	0.00	2,208,835,000.00	1,602,548,000.00	149,533,000.00	9,249,000.00	0.00	1,761,328,000.00	1,400,562,000.00	97,789,000.00	48,661,000.00	0.00	1,547,932,000.00	0.00	447,807,000.00	0.00	214,296,000.00
I. SPECIAL PURPOSE FUND		2,208,835,000.00	0.00	2,208,835,000.00	2,208,835,000.00	0.00	0.00	0.00	2,208,835,000.00	1,602,548,000.00	149,533,000.00	9,249,000.00	0.00	1,761,328,000.00	1,400,562,000.00	97,789,000.00	48,661,000.00	0.00	1,547,932,000.00	0.00	447,807,000.00	0.00	214,296,000.00
Maintenance and Other Operating Expenses		2,208,835,000.00	0.00	2,208,835,000.00	2,208,835,000.00	0.00	0.00	0.00	2,208,835,000.00	1,602,548,000.00	149,533,000.00	9,249,000.00	0.00	1,761,328,000.00	1,400,562,000.00	97,789,000.00	48,661,000.00	0.00	1,547,932,000.00	0.00	447,807,000.00	0.00	214,296,000.00
Repairs and Maintenance		2,208,835,000.00	0.00	2,208,835,000.00	2,208,835,000.00	0.00	0.00	0.00	2,208,835,000.00	1,602,548,000.00	149,533,000.00	9,249,000.00	0.00	1,761,328,000.00	1,400,562,000.00	97,789,000.00	48,661,000.00	0.00	1,547,932,000.00	0.00	447,807,000.00	0.00	214,296,000.00
Repairs and Maintenance - Machinery and	5021305000	889,396,000.00	0.00	889,396,000.00	889,396,000.00	0.00	0.00	0.00	889,396,000.00	900,480,000.00	111,901,000.00	7,800,000.00	0.00	620,181,000.00	306,448,000.00	60,157,000.00	47,232,000.00	0.00	413,835,000.00	0.00	269,215,000.00	0.00	206,348,000.00
Medical Equipment	5021305011	889,396,000.00	0.00	889,396,000.00	889,396,000.00	0.00	0.00	0.00	889,396,000.00	900,480,000.00	111,901,000.00	7,800,000.00	0.00	620,181,000.00	306,448,000.00	60,157,000.00	47,232,000.00	0.00	413,835,000.00	0.00	269,215,000.00	0.00	206,348,000.00
Repairs and Maintenance - Leased Assets	5021308000	1,319,439,000.00	0.00	1,319,439,000.00	1,319,439,000.00	0.00	0.00	0.00	1,319,439,000.00	1,102,068,000.00	37,632,000.00	1,449,000.00	0.00	1,141,147,000.00	1,094,116,000.00	37,632,000.00	1,449,000.00	0.00	1,133,197,000.00	0.00	178,292,000.00	0.00	7,650,000.00
Buildings and Other Structures	5021309001	1,319,439,000.00	0.00	1,319,439,000.00	1,319,439,000.00	0.00	0.00	0.00	1,319,439,000.00	1,102,068,000.00	37,632,000.00	1,449,000.00	0.00	1,141,147,000.00	1,094,116,000.00	37,632,000.00	1,449,000.00	0.00	1,133,197,000.00	0.00	178,292,000.00	0.00	7,650,000.00
GRAND TOTAL		2,208,835,000.00	0.00	2,208,835,000.00	2,208,835,000.00	0.00	0.00	0.00	2,208,835,000.00	1,602,548,000.00	149,533,000.00	9,249,000.00	0.00	1,761,328,000.00	1,400,562,000.00	97,789,000.00	48,661,000.00	0.00	1,547,932,000.00	0.00	447,807,000.00	0.00	214,296,000.00

Certified Correct:

 MARY ANN O. LUCIANO
 Budget Officer
 Date: October 27, 2023 06:05 PM

Certified Correct:

 CECELE C. PAN, CPA
 Department Manager, Finance Services Department
 Date: October 27, 2023 06:05 PM

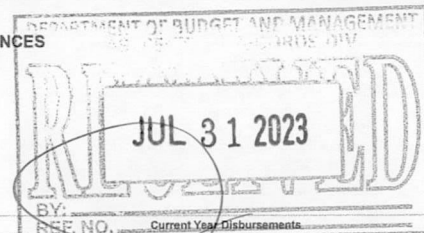
Recommended Approval By:

 CECELE C. PAN, MD, MNSA
 Deputy Executive Director for Hospital Support Services
 Date:

Approved By:

 SONIA B. GONZALEZ, MD, MCM, MPM
 Executive Director
 Date:

STATEMENT OF APPROPRIATIONS, ALLOTMENTS, OBLIGATIONS, DISBURSEMENTS AND BALANCES
As at the Quarter Ending June 30, 2023



Department : Budgetary Support to Government Corporations
Agency/Entity : Philippine Children's Medical Center
Operating Unit : < not applicable >
Organization Code (UAACS) : 35 027 0000000
Fund Cluster : 01 - Regular Agency Fund
(e.g. UAACS Fund Cluster: 01-Regular Agency Fund, 02-Foreign Assisted Projects Fund, 03-Special Account-Locally Funded/Domestic Grants Fund, and 04-Special Account-Foreign Assisted/Foreign Grants Fund)

X Current Year Appropriations
Supplemental Appropriations
Continuing Appropriations

Main financial statement table with columns: Particulars, UAACS CODE, Appropriations, Allotments, Current Year Obligations, Current Year Disbursements, Balances. Includes rows for Agency Specific Budget, Operations, Hospital Services Program, etc.

This report was generated using the Unified Reporting System on July 28, 2023 6:43 PM, Status: SUBMITTED

Department : Budgetary Support to Government Corporations
Agency/Entity : Philippine Children's Medical Center
Operating Unit : < not applicable >
Organization Code (UAACS) : 35 027 0000000
Fund Cluster : 01 - Regular Agency Fund
(e.g. UAACS Fund Cluster: 01-Regular Agency Fund, 02-Foreign Assisted Projects Fund, 03-Special Account-Locally Funded/Domestic Grants Fund, and 04-Special Account-Foreign Assisted/Foreign Grants Fund)

X Current Year Appropriations
Supplemental Appropriations
Continuing Appropriations

Summary financial statement table with columns: Particulars, UAACS CODE, Appropriations, Allotments, Current Year Obligations, Current Year Disbursements, Balances. Includes rows for GRAND TOTAL, MOOE, and various programs.

Certified Correct: MARY ANNE MAGAYAN, Budget Officer I, Date: July 28, 2023 05:15 PM

Certified Correct: ODETH A. VILLERAS, CPA, Department Manager, Finances Services Department, Date: July 28, 2023 05:16 PM

Recommended Approval By: CLIA O. GARCIA, MNSA, Deputy Executive Director for Hospital Support Services, Date: [Signature]

Approved: SONIA B. GONZALEZ, MD, FRCSCM, MPM, Executive Director, Date: [Signature]

This report was generated using the Unified Reporting System on July 28, 2023 6:43 PM, Status: SUBMITTED

SUMMARY OF APPROPRIATIONS, ALLOTMENTS, OBLIGATIONS, DISBURSEMENTS AND BALANCES BY OBJECT OF EXPENDITURES

As at the Quarter Ending June 30, 2023

Department : Budgetary Support to Government Corporations
 Agency/Entity : Philippine Children's Medical Center
 Operating Unit : < not applicable >
 Organization Code (UACS) : 35 027 0000000
 Fund Cluster : 01 - Regular Agency Fund
 (e.g. UACS Fund Cluster: 01-Regular Agency Fund, 02-Foreign Assisted Projects Fund, 03-Special Account-Locally Funded/Domestic Grants Fund, and 04-Special Account-Foreign Assisted/Foreign Grants Fund)

X	Current Year Appropriations
	Supplemental Appropriations
	Continuing Appropriations

Particulars	UACS CODE	Appropriations				Allotments				Obligations				Disbursements				Balances									
		Authorized Appropriations	Adjustments (Transfer To/From, Modifications/ Augmentations)	Adjusted Appropriations	5=(3+4)	Allotments Received	Adjustments (Reductions, Modifications/ Augmentations)	Transfer To	Transfer From	Adjusted Allotments	10=[(5+)-(7)-8+9]	1st Quarter Ending March 31	2nd Quarter Ending June 30	3rd Quarter Ending September 30	4th Quarter Ending December 31	Total	15=(11+12+13+14)	1st Quarter Ending March 31	2nd Quarter Ending June 30	3rd Quarter Ending September 30	4th Quarter Ending December 31	Total	20=(16+17+18+19)	Unreleased Appropriations	Unobligated Allotments	Unpaid Obligations (15-20)=(23+24)	
		3	4	5	6	7	8	9	10	11	12	13	14	15	16	17	18	19	20	21=(5-10)	22=(10-15)	23	24				
SUMMARY		2,086,078,000.00	0.00	2,086,078,000.00	2,086,078,000.00	0.00	0.00	0.00	2,086,078,000.00	559,866,000.00	325,625,000.00	0.00	0.00	885,491,000.00	196,579,000.00	348,820,000.00	0.00	0.00	547,399,000.00	0.00	1,200,587,000.00	0.00	338,092,000.00	0.00	338,092,000.00		
A. AGENCY SPECIFIC BUDGET		2,086,078,000.00	0.00	2,086,078,000.00	2,086,078,000.00	0.00	0.00	0.00	2,086,078,000.00	559,866,000.00	325,625,000.00	0.00	0.00	885,491,000.00	196,579,000.00	348,820,000.00	0.00	0.00	547,399,000.00	0.00	1,200,587,000.00	0.00	338,092,000.00	0.00	338,092,000.00		
Maintenance and Other Operating Expenses		2,086,078,000.00	0.00	2,086,078,000.00	2,086,078,000.00	0.00	0.00	0.00	2,086,078,000.00	559,866,000.00	325,625,000.00	0.00	0.00	885,491,000.00	196,579,000.00	348,820,000.00	0.00	0.00	547,399,000.00	0.00	1,200,587,000.00	0.00	338,092,000.00	0.00	338,092,000.00		
Financial Assistance/Subsidy	5021400000	2,086,078,000.00	0.00	2,086,078,000.00	2,086,078,000.00	0.00	0.00	0.00	2,086,078,000.00	559,866,000.00	325,625,000.00	0.00	0.00	885,491,000.00	196,579,000.00	348,820,000.00	0.00	0.00	547,399,000.00	0.00	1,200,587,000.00	0.00	338,092,000.00	0.00	338,092,000.00		
Budgetary Support to Government-Owned and/or	5021404000	2,086,078,000.00	0.00	2,086,078,000.00	2,086,078,000.00	0.00	0.00	0.00	2,086,078,000.00	559,866,000.00	325,625,000.00	0.00	0.00	885,491,000.00	196,579,000.00	348,820,000.00	0.00	0.00	547,399,000.00	0.00	1,200,587,000.00	0.00	338,092,000.00	0.00	338,092,000.00		
Subsidy Support to Operations of GOCCs	5021404001	2,086,078,000.00	0.00	2,086,078,000.00	2,086,078,000.00	0.00	0.00	0.00	2,086,078,000.00	559,866,000.00	325,625,000.00	0.00	0.00	885,491,000.00	196,579,000.00	348,820,000.00	0.00	0.00	547,399,000.00	0.00	1,200,587,000.00	0.00	338,092,000.00	0.00	338,092,000.00		
GRAND TOTAL		2,086,078,000.00	0.00	2,086,078,000.00	2,086,078,000.00	0.00	0.00	0.00	2,086,078,000.00	559,866,000.00	325,625,000.00	0.00	0.00	885,491,000.00	196,579,000.00	348,820,000.00	0.00	0.00	547,399,000.00	0.00	1,200,587,000.00	0.00	338,092,000.00	0.00	338,092,000.00		

Certified Correct
 Budget Officer
 Date: July 26, 2023 06:30 PM

Certified Correct
 Department Manager, Finance Services Department
 Date: July 26, 2023 06:30 PM

Recommending Approval By:
 Lucia O. Gan, MD, MNSA
 Deputy Executive Director for Hospital Support Services
 Date:

Approved By:
 Sonia B. Gonzalez, MD, MSc, MPM, MEd
 Executive Director
 Date:

SUMMARY OF APPROPRIATIONS, ALLOTMENTS, OBLIGATIONS, DISBURSEMENTS AND BALANCES BY OBJECT OF EXPENDITURES
As at the Quarter Ending June 30, 2023

Department : Budgetary Support to Government Corporations
 Agency/Entity : Philippine Children's Medical Center
 Operating Unit : < not applicable >
 Organization Code (UACS) : 35 027 0000000
 Fund Cluster : 01 - Regular Agency Fund
 (e.g. UACS Fund Cluster: 01-Regular Agency Fund, 02-Foreign Assisted Projects Fund, 03-Special Account-Locally Funded/Domestic Grants Fund, and 04-Special Account-Foreign Assisted/Foreign Grants Fund)

<input type="checkbox"/>	Current Year Appropriations
<input type="checkbox"/>	Supplemental Appropriations
<input checked="" type="checkbox"/>	Continuing Appropriations

Particulars	UACS CODE	Appropriations					Allotments			Obligations					Disbursements					Balances			
		Authorized Appropriations	Adjustments (Transfer To/From, Modifications/ Augmentations)	Adjusted Appropriations	Allotments Received	Adjustments (Reductions, Modifications/ Augmentations)	Transfer To	Transfer From	Adjusted Allotments	1st Quarter Ending March 31	2nd Quarter Ending June 30	3rd Quarter Ending September 30	4th Quarter Ending December 31	Total	1st Quarter Ending March 31	2nd Quarter Ending June 30	3rd Quarter Ending September 30	4th Quarter Ending December 31	Total	Unreleased Appropriations	Unobligated Allotments	Unpaid Obligations (15-20)-(23+24)	
		3	4	5=(3+4)	6	7	8	9	10=[(8+)-(9)+8]	11	12	13	14	15=(11+12+13+14)	16	17	18	19	20=(16+17+18+19)	21=(8-10)	22=(10-15)	23	24
SUMMARY		2,208,835,000.00	0.00	2,208,835,000.00	2,208,835,000.00	0.00	0.00	0.00	2,208,835,000.00	1,602,765,000.00	149,931,000.00	0.00	0.00	1,752,696,000.00	1,400,701,000.00	98,186,000.00	0.00	0.00	1,498,887,000.00	0.00	456,139,000.00	0.00	253,809,000.00
I. CONTINUING APPROPRIATIONS		2,208,835,000.00	0.00	2,208,835,000.00	2,208,835,000.00	0.00	0.00	0.00	2,208,835,000.00	1,602,765,000.00	149,931,000.00	0.00	0.00	1,752,696,000.00	1,400,701,000.00	98,186,000.00	0.00	0.00	1,498,887,000.00	0.00	456,139,000.00	0.00	253,809,000.00
II. Special Purpose Fund		2,208,835,000.00	0.00	2,208,835,000.00	2,208,835,000.00	0.00	0.00	0.00	2,208,835,000.00	1,602,765,000.00	149,931,000.00	0.00	0.00	1,752,696,000.00	1,400,701,000.00	98,186,000.00	0.00	0.00	1,498,887,000.00	0.00	456,139,000.00	0.00	253,809,000.00
Maintenance and Other Operating Expenses		2,208,835,000.00	0.00	2,208,835,000.00	2,208,835,000.00	0.00	0.00	0.00	2,208,835,000.00	1,602,765,000.00	149,931,000.00	0.00	0.00	1,752,696,000.00	1,400,701,000.00	98,186,000.00	0.00	0.00	1,498,887,000.00	0.00	456,139,000.00	0.00	253,809,000.00
Repairs and Maintenance	5021300000	2,208,835,000.00	0.00	2,208,835,000.00	2,208,835,000.00	0.00	0.00	0.00	2,208,835,000.00	1,602,765,000.00	149,931,000.00	0.00	0.00	1,752,696,000.00	1,400,701,000.00	98,186,000.00	0.00	0.00	1,498,887,000.00	0.00	456,139,000.00	0.00	253,809,000.00
Repairs and Maintenance - Machinery and	5021305000	889,396,000.00	0.00	889,396,000.00	889,396,000.00	0.00	0.00	0.00	889,396,000.00	627,418,000.00	111,902,000.00	0.00	0.00	739,320,000.00	433,384,000.00	60,157,000.00	0.00	0.00	493,541,000.00	0.00	150,076,000.00	0.00	245,779,000.00
Medical Equipment	5021305011	889,396,000.00	0.00	889,396,000.00	889,396,000.00	0.00	0.00	0.00	889,396,000.00	627,418,000.00	111,902,000.00	0.00	0.00	739,320,000.00	433,384,000.00	60,157,000.00	0.00	0.00	493,541,000.00	0.00	150,076,000.00	0.00	245,779,000.00
Repairs and Maintenance - Leased Assets	5021308000	1,319,439,000.00	0.00	1,319,439,000.00	1,319,439,000.00	0.00	0.00	0.00	1,319,439,000.00	975,347,000.00	38,029,000.00	0.00	0.00	1,013,376,000.00	967,317,000.00	38,029,000.00	0.00	0.00	1,005,346,000.00	0.00	308,063,000.00	0.00	8,030,000.00
Buildings and Other Structures	5021308001	1,319,439,000.00	0.00	1,319,439,000.00	1,319,439,000.00	0.00	0.00	0.00	1,319,439,000.00	975,347,000.00	38,029,000.00	0.00	0.00	1,013,376,000.00	967,317,000.00	38,029,000.00	0.00	0.00	1,005,346,000.00	0.00	308,063,000.00	0.00	8,030,000.00
GRAND TOTAL		2,208,835,000.00	0.00	2,208,835,000.00	2,208,835,000.00	0.00	0.00	0.00	2,208,835,000.00	1,602,765,000.00	149,931,000.00	0.00	0.00	1,752,696,000.00	1,400,701,000.00	98,186,000.00	0.00	0.00	1,498,887,000.00	0.00	456,139,000.00	0.00	253,809,000.00

Certified Correct:
 MARY ANN LAGANA
 Budget Officer
 Date: July 26, 2023 06:30 PM

Certified Correct:
 ODEHA VILLEGAS, CPA
 Department Manager Finances Services Department
 Date: July 26, 2023 06:30 PM

Recommending Approval By:
 CECILIA O. ARAN, MD, MNSA
 Deputy Executive Director for Hospital Support Services
 Date:

Approved By:
 SONIA B. GONZALEZ, MD, MSc, MEd, MPM
 Executive Director
 Date:

STATEMENT OF APPROPRIATIONS, ALLOTMENTS, OBLIGATIONS, DISBURSEMENTS AND BALANCES
As at the Quarter Ending March 31, 2023

Department : Budgetary Support to Government Corporations
Agency/Entity : Philippine Children's Medical Center
Operating Unit : < not applicable >
Organization Code (UACS) : 35 027 0000000
Fund Cluster : 01 Regular Agency Fund
(e.g. UACS Fund Cluster: 01-Regular Agency Fund, 02-Foreign Assisted Projects Fund, 03-Special Account-Locally Funded/Domestic Grants Fund, and 04-Special Account-Foreign Assisted/Foreign Grants Fund)

X Current Year Appropriations
Supplemental Appropriations
Continuing Appropriations

Table with columns: Particulars, UACS CODE, Appropriations, Allotments, Current Year Obligations, Current Year Disbursements, Balances. Includes rows for Agency Specific Budget, Operations, MOCE, etc.

This report was generated using the Unified Reporting System on April 29, 2023 19:29 PM version FAR1.2.5. Status: SUBMITTED

Department : Budgetary Support to Government Corporations
Agency/Entity : Philippine Children's Medical Center
Operating Unit : < not applicable >
Organization Code (UACS) : 35 027 0000000
Fund Cluster : 01 Regular Agency Fund
(e.g. UACS Fund Cluster: 01-Regular Agency Fund, 02-Foreign Assisted Projects Fund, 03-Special Account-Locally Funded/Domestic Grants Fund, and 04-Special Account-Foreign Assisted/Foreign Grants Fund)

X Current Year Appropriations
Supplemental Appropriations
Continuing Appropriations

Table with columns: Particulars, UACS CODE, Appropriations, Allotments, Current Year Obligations, Current Year Disbursements, Balances. Includes rows for MOCE, Agency Specific Budget, etc.

Certified Correct:
MARI ANNE Z. MANSANAN
Budget Officer
Date: 2023-04-26 16:05:54

Certified Correct:
ODETH A. VILLEGAS, CPA
Department Manager, Finance Services Department
Date: 2023-04-26 16:05:54

Recommended Approval:
CECILIA O. GONZALES, MNSA
Deputy Executive Director for Hospital Support Services
Date:

Approved By:
SONIA B. GONZALEZ, MD, MCHSM, MPM
Executive Director
Date:

This report was generated using the Unified Reporting System on April 29, 2023 19:29 PM version FAR1.2.5. Status: SUBMITTED

STATEMENT OF APPROPRIATIONS, ALLOTMENTS, OBLIGATIONS, DISBURSEMENTS AND BALANCES

As at the Quarter Ending March 31, 2023

Department : Budgetary Support to Government Corporations
Agency/Entity : Philippine Children's Medical Center
Operating Unit : < not applicable >
Organization Code (UACS) : 35 027 000009
Fund Cluster : 01 Regular Agency Fund
(e.g. UACS Fund Cluster: 01-Regular Agency Fund, 02-Foreign Assisted Projects Fund, 03-Special Account-Locally Funded/Domestic Grants Fund, and 04-Special Account-Foreign Assisted/Foreign Grants Fund)

Current Year Appropriations
Supplemental Appropriations
X Continuing Appropriations

Table with columns: Particulars, UACS CODE, Appropriations, Allotments, Current Year Obligations, Current Year Disbursements, Balances. Includes rows for various medical services and construction projects.

This report was generated using the Unified Reporting System on May 2, 2023 10:26 AM version: FAR 1.1.1; Status: SUBMITTED

Department : Budgetary Support to Government Corporations
Agency/Entity : Philippine Children's Medical Center
Operating Unit : < not applicable >
Organization Code (UACS) : 35 027 000009
Fund Cluster : 01 Regular Agency Fund
(e.g. UACS Fund Cluster: 01-Regular Agency Fund, 02-Foreign Assisted Projects Fund, 03-Special Account-Locally Funded/Domestic Grants Fund, and 04-Special Account-Foreign Assisted/Foreign Grants Fund)

Current Year Appropriations
Supplemental Appropriations
X Continuing Appropriations

Table with columns: Particulars, UACS CODE, Appropriations, Allotments, Current Year Obligations, Current Year Disbursements, Balances. Includes a GRAND TOTAL row.

Certified Correct:
MARY ANN G. LAGAYAN
Budget Officer IV
Date: 2023-04-30 17:41:10

Certified Correct:
ODETH A. VILLEGAS, CPA
Department Manager, Finance Services Department
Date: 2023-04-30 17:41:10

Recommending Approval:
CECILIA O. GAN, MD, MNSA
Deputy Executive Director for Hospital Support Services
Date:


Approved By:
SONIA B. GONZALEZ, MD, MCHSM, MPM
Executive Director
Date:

SUMMARY OF APPROPRIATIONS, ALLOTMENTS, OBLIGATIONS, DISBURSEMENTS AND BALANCES BY OBJECT OF EXPENDITURES
As at the Quarter Ending March 31, 2023

Department : Budgetary Support to Government Corporations
 Agency : Philippine Children's Medical Center
 Operating Unit : < not applicable >
 Organization Code (UACS) : 35 027 0000000
 Fund Cluster : 01 Regular Agency Fund
 (e.g. UACS/Fund Cluster: 01-Regular Agency Fund, 02-Foreign Assisted Projects Fund, 03-Special Account-Locally Funded/Domestic Grants Fund, and 04-Special Account-Foreign Assisted/Foreign Grants Fund)

X	Current Year Appropriations
	Supplemental Appropriations
	Continuing Appropriations

Particulars	UACS CODE	Appropriations			Allotments			Obligations							Disbursements				Balances				
		Authorized Appropriations	Adjustments (Transfer To/From, Modifications/ Augmentations)	Adjusted Appropriations	Allotments Received	Adjustments (Reductions, Modifications/ Augmentations)	Transfer To	Transfer From	Adjusted Allotments	1st Quarter Ending March 31	2nd Quarter Ending June 30	3rd Quarter Ending Sept. 30	4th Quarter Ending Dec. 31	TOTAL	1st Quarter Ending March 31	2nd Quarter Ending June 30	3rd Quarter Ending Sept. 30	4th Quarter Ending Dec. 31	TOTAL	Unreleased Appropriations	Unobligated Allotments	Unpaid Obligations (15-20)+(23+24)	
																						Due and Demandable	Not Yet Due and Demandable
1	2	3	4	5=(3+4)	6	7	8	9	10=[(6)+(7)-8+9]	11	12	13	14	15=(11+12+13+14)	16	17	18	19	20=(16+17+18+19)	21=(5-10)	22=(10-15)	23	24
SUMMARY		2,088,078,000.00	0.00	2,088,078,000.00	1,618,078,000.00	0.00	0.00	0.00	1,618,078,000.00	559,899,000.00	0.00	0.00	0.00	559,899,000.00	198,579,000.00	0.00	0.00	0.00	198,579,000.00	188,500,000.00	1,058,212,000.00	0.00	381,287,000.00
A AGENCY SPECIFIC BUDGET		2,088,078,000.00	0.00	2,088,078,000.00	1,618,078,000.00	0.00	0.00	0.00	1,618,078,000.00	559,899,000.00	0.00	0.00	0.00	559,899,000.00	198,579,000.00	0.00	0.00	0.00	198,579,000.00	188,500,000.00	1,058,212,000.00	0.00	381,287,000.00
Maintenance and Other Operating Expenses		2,088,078,000.00	0.00	2,088,078,000.00	1,618,078,000.00	0.00	0.00	0.00	1,618,078,000.00	559,899,000.00	0.00	0.00	0.00	559,899,000.00	198,579,000.00	0.00	0.00	0.00	198,579,000.00	188,500,000.00	1,058,212,000.00	0.00	381,287,000.00
Financial Assistance/Subsidy	502-4390000	2,088,078,000.00	0.00	2,088,078,000.00	1,618,078,000.00	0.00	0.00	0.00	1,618,078,000.00	559,899,000.00	0.00	0.00	0.00	559,899,000.00	198,579,000.00	0.00	0.00	0.00	198,579,000.00	188,500,000.00	1,058,212,000.00	0.00	381,287,000.00
Budgetary Support to Government-Owned and/or	502-4340000	2,088,078,000.00	0.00	2,088,078,000.00	1,618,078,000.00	0.00	0.00	0.00	1,618,078,000.00	559,899,000.00	0.00	0.00	0.00	559,899,000.00	198,579,000.00	0.00	0.00	0.00	198,579,000.00	188,500,000.00	1,058,212,000.00	0.00	381,287,000.00
Subsidy Support to Operations of GOCCs	502-4540001	2,088,078,000.00	0.00	2,088,078,000.00	1,618,078,000.00	0.00	0.00	0.00	1,618,078,000.00	559,899,000.00	0.00	0.00	0.00	559,899,000.00	198,579,000.00	0.00	0.00	0.00	198,579,000.00	188,500,000.00	1,058,212,000.00	0.00	381,287,000.00
GRAND TOTAL		2,088,078,000.00	0.00	2,088,078,000.00	1,618,078,000.00	0.00	0.00	0.00	1,618,078,000.00	559,899,000.00	0.00	0.00	0.00	559,899,000.00	198,579,000.00	0.00	0.00	0.00	198,579,000.00	188,500,000.00	1,058,212,000.00	0.00	381,287,000.00


Certified Correct:

 MARY ANN G. MAGAYAN
 Budget Officer IV
 Date: 2023-04-29 17:03:15

Certified Correct:

 ODEITH A. VILLEGAS, CPA
 Department Manager, Finance Services Department
 Date: 2023-04-29 17:03:15

Recommending Approval:

 CECILIA D. CHAN, MD, MNSA
 Deputy Executive Director for Hospital Support Services
 Date:


Approved By:

 SONIA B. GONZALEZ, MD, RSCSHM, MPM
 Executive Director
 Date:

SUMMARY OF APPROPRIATIONS, ALLOTMENTS, OBLIGATIONS, DISBURSEMENTS AND BALANCES BY OBJECT OF EXPENDITURES
As at the Quarter Ending March 31, 2023

Department: **Budgetary Support to Government Corporations**
 Agency/Entity: **Philippine Children's Medical Center**
 Operating Unit: **< not applicable >**
 Organization Code (UACB): **35 027 0000000**
 Fund Cluster: **01 Regular Agency Fund**
 (e.g. UACB Fund Cluster: 01-Regular Agency Fund, 02-Foreign Assisted Projects Fund, 03-Special Account-Locally Funded/Domestic Grants Fund, and 04-Special Account-Foreign Assisted/Foreign Grants Fund)

	Current Year Appropriations
	Supplemental Appropriations
3	Continuing Appropriations

Particulars	UACB CODE	Appropriations			Allotments		Obligations					Disbursements					Balances						
		Authorized Appropriations	Adjustments (Transfer To/From, Modifications/ Augmentations)	Adjusted Appropriations	Allotments Received	Adjustments (Reductions, Modifications/ Augmentations)	Transfer To	Transfer From	Adjusted Allotments	1st Quarter Ending March 31	2nd Quarter Ending June 30	3rd Quarter Ending Sept. 30	4th Quarter Ending Dec. 31	TOTAL	1st Quarter Ending March 31	2nd Quarter Ending June 30	3rd Quarter Ending Sept. 30	4th Quarter Ending Dec. 31	TOTAL	Unreleased Appropriations	Unobligated Allotments	Unpaid Obligations (15-20)+(23+24)	
		3	4	5=(3+4)	6	7	8	9	10=(6+7-8+9)	11	12	13	14	15=(11+12+13+14)	16	17	18	19	20=(16+17+18+19)	21=(5-10)	22=(10-18)	23	24
SUMMARY		2,209,835,000.00	0.00	2,209,835,000.00	2,238,835,000.00	0.00	0.00	0.00	2,238,835,000.00	1,602,765,000.00	0.00	0.00	0.00	1,602,765,000.00	1,400,701,000.00	0.00	0.00	0.00	1,400,701,000.00	0.00	936,070,000.00	0.00	302,064,000.00
I. CONTINUING APPROPRIATIONS		2,209,835,000.00	0.00	2,209,835,000.00	2,238,835,000.00	0.00	0.00	0.00	2,238,835,000.00	1,602,765,000.00	0.00	0.00	0.00	1,602,765,000.00	1,400,701,000.00	0.00	0.00	0.00	1,400,701,000.00	0.00	936,070,000.00	0.00	302,064,000.00
I. Special Purpose Fund		2,209,835,000.00	0.00	2,209,835,000.00	2,238,835,000.00	0.00	0.00	0.00	2,238,835,000.00	1,602,765,000.00	0.00	0.00	0.00	1,602,765,000.00	1,400,701,000.00	0.00	0.00	0.00	1,400,701,000.00	0.00	936,070,000.00	0.00	302,064,000.00
Maintenance of Other Operating Expenses		2,209,835,000.00	0.00	2,209,835,000.00	2,238,835,000.00	0.00	0.00	0.00	2,238,835,000.00	1,602,765,000.00	0.00	0.00	0.00	1,602,765,000.00	1,400,701,000.00	0.00	0.00	0.00	1,400,701,000.00	0.00	936,070,000.00	0.00	302,064,000.00
Repairs and Maintenance	9021300000	2,209,835,000.00	0.00	2,209,835,000.00	2,238,835,000.00	0.00	0.00	0.00	2,238,835,000.00	1,602,765,000.00	0.00	0.00	0.00	1,602,765,000.00	1,400,701,000.00	0.00	0.00	0.00	1,400,701,000.00	0.00	936,070,000.00	0.00	302,064,000.00
Repairs and Maintenance - Machinery and	9021300000	889,396,000.00	0.00	889,396,000.00	899,396,000.00	0.00	0.00	0.00	899,396,000.00	627,419,000.00	0.00	0.00	0.00	627,419,000.00	433,384,000.00	0.00	0.00	0.00	433,384,000.00	0.00	403,878,000.00	0.00	154,034,000.00
Medical Equipment	9021300011	889,396,000.00	0.00	889,396,000.00	899,396,000.00	0.00	0.00	0.00	899,396,000.00	627,419,000.00	0.00	0.00	0.00	627,419,000.00	433,384,000.00	0.00	0.00	0.00	433,384,000.00	0.00	403,878,000.00	0.00	154,034,000.00
Repairs and Maintenance - Leased Assets	9021300000	1,319,439,000.00	0.00	1,319,439,000.00	1,339,439,000.00	0.00	0.00	0.00	1,339,439,000.00	975,347,000.00	0.00	0.00	0.00	975,347,000.00	967,317,000.00	0.00	0.00	0.00	967,317,000.00	0.00	532,192,000.00	0.00	8,030,000.00
Buildings and Other Structures	9021300001	1,319,439,000.00	0.00	1,319,439,000.00	1,339,439,000.00	0.00	0.00	0.00	1,339,439,000.00	975,347,000.00	0.00	0.00	0.00	975,347,000.00	967,317,000.00	0.00	0.00	0.00	967,317,000.00	0.00	532,192,000.00	0.00	8,030,000.00
GRAND TOTAL		2,209,835,000.00	0.00	2,209,835,000.00	2,238,835,000.00	0.00	0.00	0.00	2,238,835,000.00	1,602,765,000.00	0.00	0.00	0.00	1,602,765,000.00	1,400,701,000.00	0.00	0.00	0.00	1,400,701,000.00	0.00	936,070,000.00	0.00	302,064,000.00


Certified Correct:

 MARY ANN O. SILYAN
 Budget Officer IV
 Date: 2023-04-29 17:03:15

Certified Correct:

 ODETH A. VILLEGAS, CPA
 Department Manager, Finance Services Department
 Date: 2023-04-29 17:03:15

Recommending Approval:

 CECILIA O. GAN, MD, MNSA
 Deputy Executive Director for Hospital Support Services
 Date:

Approved By:

 SONIA B. GONZALEZ, MD, MSC-HSM, MPM
 Executive Director
 Date:

MONTHLY REPORT OF DISBURSEMENTS
For the month of March 2023

Department : Budgetary Support to Government Corporations
Agency/Entity : Philippine Children's Medical Center
Operating Unit : < not applicable >
Organization Code (IAACS) : 35 027 000000
Fund Cluster : 01 Regular Agency Fund

Main table with columns: Particulars, Current Year Budget, Prior Year's Accounts Payable, Current Year's Accounts Payable, SUB-TOTAL, Trial Balances, Grand Total, Remarks. Rows include CASH DISBURSEMENTS, Non-Cash Disbursements, and a GRAND TOTAL.

SUMMARY table with columns: Particulars, Previous Report, This Month, As at Date. Rows include Total Disbursement Authorities Received, NCA, NTA, Working Fund, TRA, CDC, NCAA, Less: Inflow of Transfer of Allocations (NTA) issued, Total Disbursement Authorities Available, Less: Expired NCA, Disbursements, Less: Other Non-Cash Disbursements, Disbursements effected through outright deductions from claims, On-employment of expenses (e.g. personal benefits), Resolution for loss of government property, Likelihood damages and similar claims, Others (e.g. TEF, B71, Debt Service, etc.), Available Adjustments (e.g. cancelled/delisted checks), Balance of Disbursement Authorities as at date, Total Disbursements Program, Less: Actual Disbursements, Over/Under spending.

Recommending Approval:
DEGLIA O. GAN, M.D., MPA
DEPUTY EXECUTIVE DIRECTOR FOR HOSPITAL SUPPORT
Date: 2023-04-05 16:43:09

Approved By:
SONIA B. GONZALEZ, MPA, MScM, MPM
EXECUTIVE DIRECTOR
Date:

Certified Correct:
MAYNARD S. MANSAYAN
BUDGET OFFICER
Date: 2023-04-05 16:43:01